

# Annual Outcome Improvement Report

2022/2023



Community Planning  
Aberdeen

# FOREWORD

## By Councillor Allard and Chief Superintendent Graeme Mackie

Welcome to our Annual Outcome Improvement Report for 2022-23, which sets out the work that has been undertaken by Community Planning Aberdeen over the past year, our key achievements and successes, as well as those areas where we seek to improve.

As you would expect, it has been a challenging year as we continue to respond to the rising cost of living which is impacting all households, but felt most acutely by those on the lowest incomes that are struggling to cover the essentials such as energy and food.

The scale of the challenge is understood and over the last year Community Planning Aberdeen has worked together with communities, businesses and stakeholders to support people in immediate need and mitigate the impacts of the cost of living crisis. At the same time we have continued to look ahead to the future, taking action to secure the longer term recovery of the City.

Our key achievements during 2022/23 include:

- Supporting people and families across the City during the cost of living crisis with 696 households helped with fuel bills to achieve £134,464.52 in fuel bill savings.
- Increasing household income by helping 3578 people to access unclaimed benefits, supporting 23 unemployed people to start a business and helping 595 people to upskill and reskill to access employment opportunities.
- Encouraging the uptake of parenting support by 52% to help secure improved outcomes for children and young people such as 97.1% of children meeting their expected developmental milestones and 94% of pupils achieving a minimum of SCQF level 3 qualifications.
- Helping more young people reach their potential with a 13% increase in care experienced young people achieving a positive destination and 40% reduction in number of under 18s offending, including 21% reduction in the number of care experienced young people offending.
- Supporting people to make healthier choices through a range of community based interventions, contributing to a 8% reduction in people smoking and living a healthier life style.
- Enabling more people involved in the justice system to access mental health support, seeing a 59% increase in access for people in Police Custody and 55% in HMP Grampian.
- Reducing the harm caused by alcohol and drugs through targeted interventions such as alcohol awareness, naloxone distribution and the sharp response and crisis response which has supported 226 individuals.
- Improving the environment by working with green champions to run 59 initiatives over the year and achieve a 122% increase in community run green space.

These are just some highlights, the quantifiable improvements that help us know whether we are on track to achieve the aims and ambitions of our city wide Local Outcome Improvement Plan and underpinning Locality Plans.



Whilst there is much to celebrate here, we are not complacent. Tackling poverty and reducing inequality is core to our purpose and achieving our shared vision for Aberdeen as a place where all people can prosper, regardless of their background or circumstances. There are as many areas where we acknowledge we need to do more to improve outcomes for people and communities and throughout the report we identify where further improvement is required.

Areas for improvement during 2023/24 are:

- Raise awareness of support available to communities to reduce energy bills and other ways to increase income to ensure no one experiences extreme fuel poverty.
- Greater focus on supporting young people to get into employment by offering work placements and modern apprenticeships.
- Continue to nurture our care experienced young people to help them thrive and do well in life despite the challenges they have faced through provision of mental health services and a family support model.
- Earlier and preventative interventions for people most vulnerable to harm caused due to poverty, homelessness, mental health and drugs and alcohol.
- Developing approaches to support low income families to have access to and make healthy food choices to support their overall health.
- Continue to tackle hate crime through expansion of Third-Party Reporting Centres and training to teams across the partnership who face and support those victimised by hate crimes.
- Enable and encourage community led action in times of crisis by supporting neighbourhoods and communities to develop their own community resilience plans, particularly in areas at risk of flooding.
- Continue to tackle climate change by making it easier for communities to choose sustainable travel choices such as walking and cycling through initiative such as bikes for all.

We are committed to driving forward these improvements at pace, whilst ensuring we continue to sustain the gains we have already made. We recognise this will take the continued effort, commitment and innovation of all our partners, staff and communities. The progress demonstrated in this report leaves us in no doubt about the ability and drive of our people and we are excited about what the future year will bring.











***Councillor Allard, Co-Leader of Aberdeen City Council and Chair of Community Planning Aberdeen***








***Chief Superintendent Graeme Mackie, Divisional Commander Police Scotland, Vice Chair of Community Planning Aberdeen***

# Summary of progress 2022/23

This is a summary of our headline achievement during 2022/23 and an assessment of our overall progress towards the 16 Stretch Outcomes (SO) we have set out to achieve in the Local Outcome Improvement Plan 2016-26 and the Community Empowerment Strategy 2023-26. Our assessment is based on current performance compared to 2016 when we started our plan.

ECONOMY		PEOPLE				PLACE	
<p><b>SO1</b></p> <p>No one will suffer due to poverty by 2026.</p> 	<b>CHALLENGES</b>	<p><b>SO4</b></p> <p>95% of children will reach their expected developmental milestones.</p> 	<b>EXCEEDED</b>	<p><b>SO10</b></p> <p>25% fewer people receiving a first ever Court conviction and 2% fewer people reconvicted within one year by 2026.</p> 	<b>EXCEEDED</b>	<p><b>SO13</b></p> <p>Addressing climate change by reducing Aberdeen's carbon emissions by at least 61% by 2026 and adapting to the impacts of our changing climate.</p> 	<b>PROGRESSING</b>
<p><b>SO2</b></p> <p>400 unemployed Aberdeen City residents supported into Fair Work by 2026.</p> 	<b>PROGRESSING</b>	<p><b>SO5</b></p> <p>90% of children and young people will report that their experiences of mental health and wellbeing have been listened to by 2026.</p> 	<b>PROGRESSING</b>	<p><b>SO11</b></p> <p>Healthy life expectancy (time lived in good health) is five years longer by 2026.</p> 	<b>PROGRESSING</b>	<p><b>SO14</b></p> <p>38% of people walking and 5% of people cycling as main mode of travel by 2026.</p> 	<b>PROGRESSING</b>

<p><b>SO3</b></p> <p>500 Aberdeen City residents upskilled/reskilled to enable them to move into, within and between economic opportunities as they arise by 2026.</p> 	<p><b>EXCEEDED</b></p>	<p><b>SO6</b></p> <p>95% of care experienced children and young people will have the same levels of outcome as their peers.</p> 	<p><b>PROGRESSING</b></p>	<p><b>SO12</b></p> <p>Rate of harmful levels of alcohol consumption reduced by 4% and Drug related deaths lower than Scotland by 2026.</p> 	<p><b>ACHIEVED</b></p>	<p><b>SO15</b></p> <p>Addressing the nature crisis by protecting/managing 26% of Aberdeen's area for nature by 2026.</p> 	<p><b>PROGRESSING</b></p>		
		<p><b>SO7</b></p> <p>95% of children living in our priority neighbourhoods will sustain a positive destination upon leaving school by 2026.</p> 	<p><b>PROGRESSING</b></p>			<p><b>COMMUNITY EMPOWERMENT</b></p>		<p><b>SO16</b></p> <p>100% increase in the proportion of citizens who feel able to participate in decisions that help change things for the better by 2026.</p> 	<p><b>PROGRESSING</b></p>
		<p><b>SO8</b></p> <p>Child Friendly City by 2026.</p> 	<p><b>EMBEDDED</b></p>						
		<p><b>SO9</b></p> <p>30% fewer young people (under 18) charged with an offence by 2026.</p> 	<p><b>EXCEEDED</b></p>						

# CONTENTS



- 1 Foreword by Councillor Allard and Chief Superintendent Graeme Mackie
- 2 Summary of progress
- 3 Understanding our data
- 4 **Prosperous Economy**
- 5 **Prosperous People**  
Children  
Vulnerable Adults
- 6 **Prosperous Place**
- 7 **Community Empowerment**
- 8 Ways to get involved
- 9 Who's Who

# What our data is telling us?



## How to make sense of the data in this report

Under each theme within this report there is a section called 'What impact have we had?' These sections include run charts which have been prepared using the data available for the improvement aims within the Local Outcome Improvement Plan 2016-26. The purpose of the run charts is to display data over time and help us assess visually whether the changes we are making are resulting in improvement.

-  The coloured line shows CPA performance to date.
-  The black line shows the improvement aim, where applicable set within the CPA Improvement Programme for 2021/23 so we can assess if we are on track to achieve our improvement aims set for the year. Where there is no black line the data does not relate to an improvement aim.

We have also used a traffic light system to help you see at a glance, where we think we are in terms of improvement. The significance of the variation in data over time will depend on the improvement measure **and** population size it relates to. For example, for some improvement measures a 0.5% increase may be very significant, whilst for others it may need to be a 5% increase to be considered significant.

In applying the RAG (Red, Amber, Green) we have taken a rounded view of performance, taking into account subject matter expertise, local context and consideration of progress towards our improvement aims to answer the question:




### Are our changes resulting in improvement?

- **Yes (Data shows improving trend and / or achievement of aim)**
- **Getting there (Data shows improving or varied trend and / or on track to achieve aim)**
- **Not yet (Data shows declining trend and not on track to achieve aim)**





# Prosperous Economy

What we are working towards	How we are doing	
<p><b>SO1</b> No one will suffer due to poverty by 2026.</p> 	<p><b>CHALLENGES</b></p>	<p>8.4% of City Voice respondents reported that during the last 12 months there was a time when they were worried they would not have enough food to eat – up from 6.5% in City Voice 45.</p>
<p><b>SO2</b> 400 unemployed Aberdeen City residents supported into Fair Work by 2026.</p> 	<p><b>PROGRESSING</b></p>	<p><b>44% of Stretch Outcome 2</b> achieved with 175 people supported into sustained, good quality employment.</p>
<p><b>SO3</b> 500 Aberdeen City residents upskilled/reskilled to enable them to move into, within and between economic opportunities as they arise by 2026.</p> 	<p><b>EXCEEDED</b></p>	<p><b>Stretch Outcome 3 exceeded</b> with 595 people upskilled/reskilled.</p>



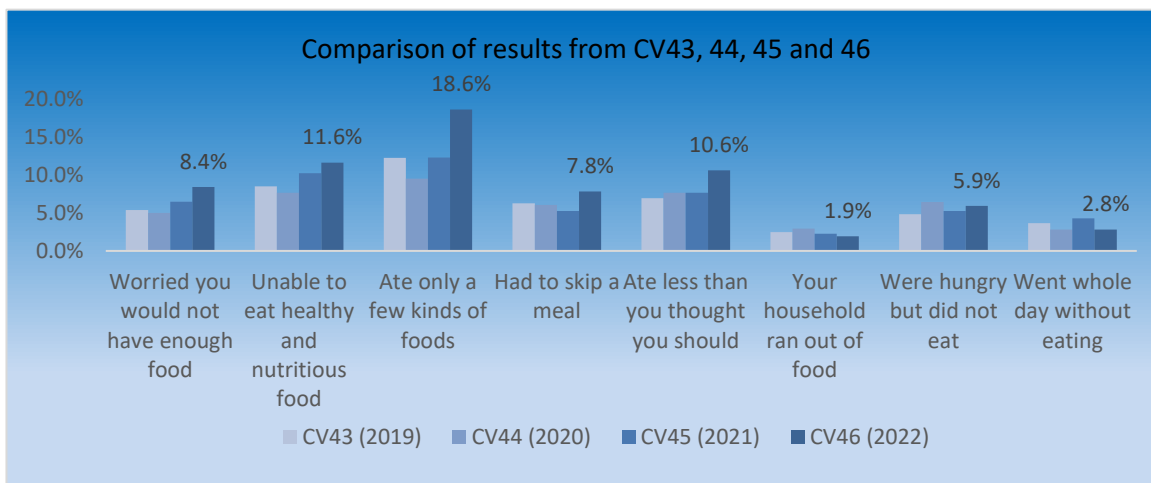


## NO ONE in Aberdeen will suffer due to poverty by 2026

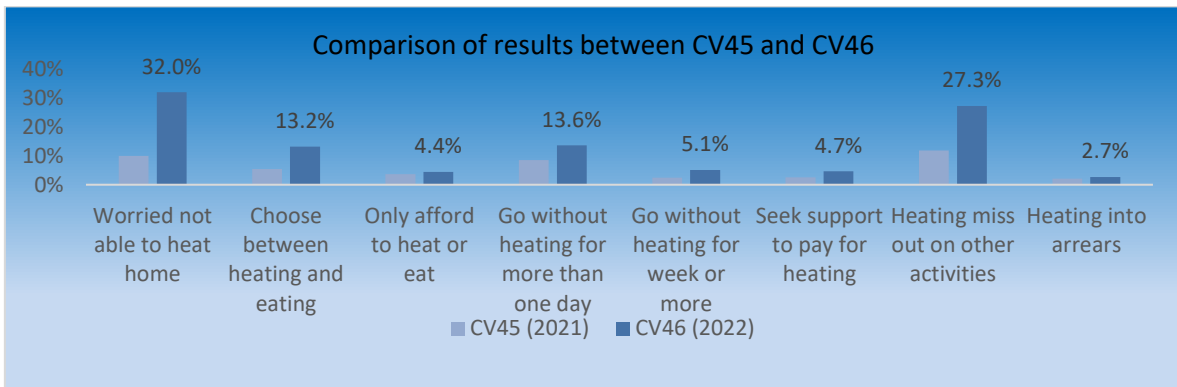
The pandemic had pushed many people into poverty partly due to reduced income and this situation has been compounded in 2022/23 when we have been in the midst of the cost of living crisis. This has had substantial implications for households across the city, with both food and energy prices increasing, resulting in more people being in immediate and acute poverty. The impact has not been evenly spread, with certain groups more likely to experience these negative effects, most often those who were already lowest paid and closest to poverty.

Community Planning Aberdeen recognise the pressure that households are under, in particular the difficult choices many are making on what to allocate their money on. We know that poverty and inequality can lead to negative outcomes and reducing both has always been and continues to be the central ambition throughout the LOIP, with this commitment further demonstrated through Stretch Outcome 1. It provides an additional focus on improvements aiming to mitigate the impact of acute poverty we have seen both through the pandemic and now from the cost of living crisis and supporting all people across the city have access to food, fuel, shelter, and finance.

In the City Voice 2022, panellists were asked about their ability to access healthy or nutritious food. Data shows that since 2021, the proportion of respondents who answered 'yes' has increased in most categories, with the largest increase being in the proportion who reported they ate only a few kinds of food (from 12.3% to 18.6%); 10.6% reported that they ate less than they thought they should compared to 7.6% in 2021 and 8.4% that they were worried they would not have enough food to eat due to money or lack of other resources up from 6.5% in 2021. However, there was a decrease in the number of panellists responding that they went a whole day without eating from 4.3% to 2.8%.

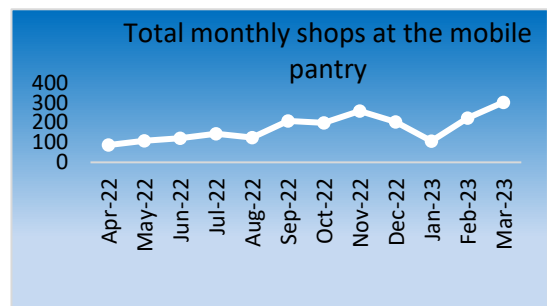


The City Voice also asked about respondents' ability to heat their homes, and there have been increases in the percentage who answer 'yes' across all questions, with the most notable being increases in the proportion of respondents who report being worried about not being able to heat their home (from 10% to 32%) as well the proportion who say that paying for heating has meant they have had to miss out on other activities (increase from 11.8% to 27.3%).



## Widening access to affordable food in our priority neighbourhoods

Increasing access to affordable food continues to be a key focus, particularly with food prices rising at the fastest rate in 40 years and we know that such increases whilst affecting most households, they are more likely to disproportionately affect those on low incomes, as they spend a higher proportion of their household budget on food and drink. As such, through [our community food pantry project](#) we have focused on increasing access to affordable food in our priority neighbourhoods. Recognising the challenges people can face attending one of our fixed food pantries, a mobile food pantry was launched in September 2021 to increase accessibility within our priority neighbourhoods and widen the reach. The positive response to the mobile pantry has continued throughout this year and is now available in 10 neighbourhoods on a bi-weekly basis, a 67% increase. The areas are Middlefield, Sheddocksley, Kincorth, Torry, Tillydrone, Seaton, Northfield, Quarryhill, Bucksburn and Hilton.



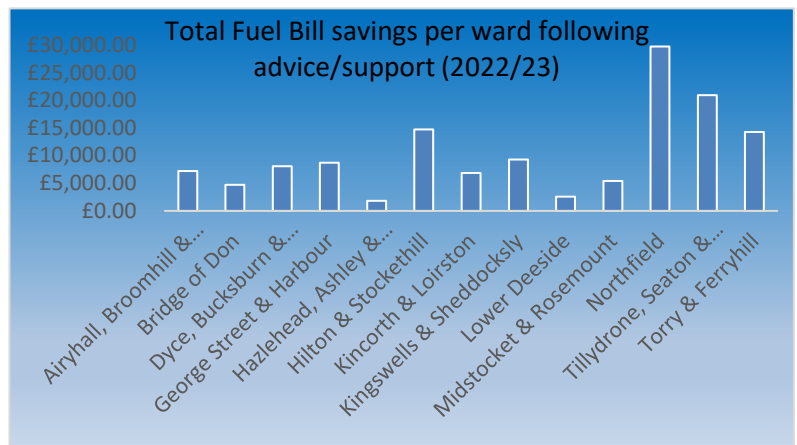
Across all 10 areas there has been a total of 2088 shops at the mobile pantry, a 454% increase since 2021/22 and representing 20% of all pantry shops across the city. This increase has also been seen across the two other food pantries, with overall a 67% increase in the total number of shops across all food pantries from 5726 in 2021/22 to 10234 in 2022/23.

## Supporting Fuel Energy


In response to the fuel crisis experienced by households, we have been focused on increasing awareness of the [support available for both fuel bills, insulation and energy efficiency](#). We have been proactively attending a variety of community events, including the various warm spaces established in 2022/23 by Aberdeen City Council and a range of partners. To ensure that the reach and awareness is as wide as possible we've also been training frontline staff across partners so that they can signpost individuals to support available.

During 2022/23 there has been a 20% increase in the number of referrals to SCARF, 2542 referrals to SCARF for fuel poverty support and 1904 direct enquiries. Of those who provided full/partial information, 53% (166) were in fuel poverty and 8 removed as a result of support.

Overall, as a result of the promotion, information sessions, attendance at events, in 2022/23, we have supported 696 households with fuel bills and made approx. 237 home visits to deliver insulation and energy efficiency measures. As a result, a total of £134,464.52 in fuel bill savings was made across the city in 2022/23.



## Enabling People to Claim the Benefits They're Entitled To



**104%**

**Improvement Exceeded**

**104%** increase in the uptake of benefits.

**94%** over the project's original aim.

Ensuring that household income is maximised through the uptake of unclaimed benefits is a key aspect to supporting households to come out of poverty and improve their financial security. There continues to be barriers such as stigma of claiming, unaware of what they are entitled to, and onerous application processes which can mean people do not claim the benefits they are entitled to. In response, through our [benefit uptake project](#), we have implemented improvements to mitigate these barriers.

During 2022/23, the project has further promoted the online benefit calculator, which enables people to self-serve and check the benefits they're entitled to with privacy, through an ongoing promotional campaign, targeting organisations/community groups supporting people experiencing financial instability and/or poverty. In this reporting period, 4259 people have used the calculator with £627,088.68 benefits identified. Of those who completed the calculator 84% had unclaimed benefits identified, with on average £52,257.40 of unclaimed benefits identified per month, compared to £19,371.35 per month from August 2021 to March 2022. This is a 170% increase since Aug 21/March 22 and a 104% increase since the baseline period in uptake of unclaimed benefits on average per month through the online benefit calculator.



We've also focused on taking a targeted approach using data to identify household who should be entitled to Pension Credits and contacting them directly by letter. Using this approach 410 households were identified who qualified for Pension Credits and would be entitled to £172,218.42 weekly/ £895,357.84 annually. People contacted have feedback that **without the contact they wouldn't have been aware of entitlement and wouldn't have made the claim**. This system is now built in with eligible households now contacted as business as usual and the next step is to test a system to auto award benefits where data available confirms eligibility.

Recognising that some people will need support the Financial Inclusion Team have established new referral pathways targeted at specific groups and supported 2995 people. Also as part of our improvement work we are also focused on providing [financial assessments to people presenting as homeless to ensure that they have access to all appropriate benefits](#). In 2021/22 there was 1,405 homelessness applications in Aberdeen City, a 4% reduction since last year and 18% reduction since

2018. Through our financial assessment, between May 2022 February 2023, 75% of people who have presented as homeless have completed a financial assessment and accessed all appropriate benefits. Of those who have completed an assessment during this period, 81 people (10%) have had additional benefits identified to a value of £434,296.

Finally, the landscape around child age benefits is complex, to ease this a families’ booklet was developed to increase awareness and uptake of these benefits such as, Education Maintenance Allowance and School Clothing Grants. The booklet targeted families and provided guidance on how to claim. The evaluation data shows the positive impact of the booklet with 90% of people who responded reporting that they found the families’ booklet useful and 25% went on to submit a claim. Feedback also reported that families wanted the information provided on a regular basis and not as a one off and that it needed to be easy to access on an ongoing basis.

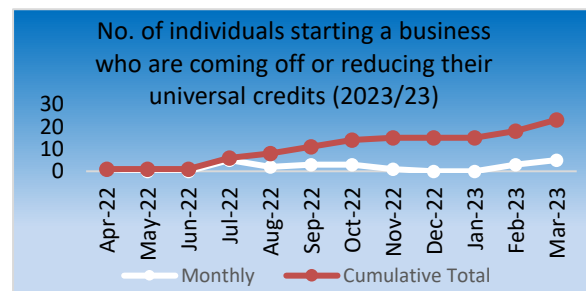


## Supporting people into fair work employment opportunities

**175 PEOPLE**  
supported into  
sustained, good  
quality  
employment

The proportion of our working age population who are economically active has fallen from 76.9% (Jan-Dec 2021) to 71.2% in (Jan-Dec 2022), with 5,090 claimants in Aberdeen in March 2023, down from 9675 in March 2021, but up from 3270 in March 2016. 47% of claimants are from our priority neighbourhoods, down from 53% in March 2020. Community Planning Aberdeen are focused on developing new fair work employment opportunities and supporting people into those opportunities through a variety of improvements ranging from business creation; increasing the number of Real Living Wage employers and providing targeted pathways to support those groups who experience the most disadvantage and inequality.

Through our varied improvement activity 175 people have been supported into sustained, good quality employment. One such project has focused on supporting people to start a business, with 37 individuals in total, 23 in 2022/23 and 14 in 2021/22 starting a business which has either taken them off universal credits or significantly reduced their universal credits. Of the 37 people who started a business, 3 were from priority neighbourhoods (PNs) in the North, 5 from PNs in South and 8 from PNs in Central. This has been achieved through new bespoke funding streams targeting support to young people and parents to support them start a business.





We've also focused on providing support within the heart of our communities with a dedicated Business Gateway Adviser based in a priority neighbourhood in each locality to help increase the number of direct referrals. As a result, 104 referrals of individuals in receipt of universal credits who are investigating starting a business since the start of the programme.

### Impact of our support

During the Covid-19 pandemic, Carly Stewart, qualified beauty therapist, became unemployed. While relying on Universal Credit, she reached out for 'Expert Support' from Business Gateway in starting up a business of her own. Through Business Gateway services, Carly was connected with Aberdeen City Council & successfully applied for start-up funding through the Parental Support Fund. This enabled her to purchase the commercial equipment needed to start & develop her skin specialist business, Karma Beauty.

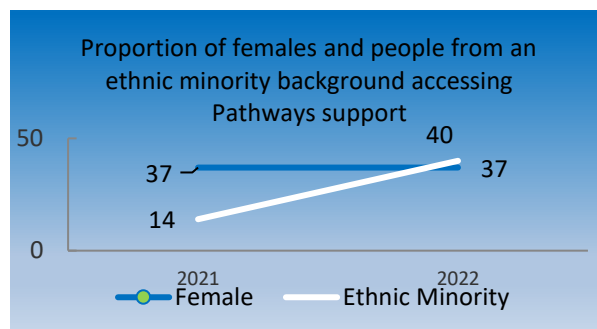
Carly said, describing her 1-1 adviser support, "My adviser Gillian, was brilliant, and helped me throughout the whole process, advising me on how to plan and prepare my business, to supporting me with funding opportunities."

Over the past 6 months, Carly has continued to develop her business. Now working in the medical aesthetics field with a focus on non-surgical injectable procedures. With Gillian's encouragement Carly "has worked incredibly hard to get to where she is, from being unemployed to launching a business in the height of the pandemic. It is fantastic to see how well Karma Beauty is doing and to have been able to support her.

### Targeted employability support to reduce inequalities

Inequalities in society have increased with national reports evidencing that the impacts of the pandemic and the cost of living crisis have not been evenly spread. In light of this, through different projects, we are targeting employability support to those experiencing inequalities, focusing on care experienced young people, females and ethnic minority people initially.

Targeted support has included development and promotion of specific pathways for employability support and as a result of this approach through our [support for people most disadvantaged by the pandemic project](#), in 2022 we have seen a 107% increase in the number of ethnic minority people being referred to Pathways for employability support, along with a 186% increase in the number then accessing support.



Through our [priority neighbourhood and over 50 employment project](#), bespoke employability support events focused on individuals over 50, with a disability and from our priority neighbourhoods have been held. Specifically, three 'Your Routes to Work' employability support events were held in priority neighbourhoods. These were aimed at young people disengaged from school, school leavers, work returners and their wider families to find out information on how to get into employment, training, education or volunteering as well as provide money and benefit advice. 30 people attended the event in Northfield; 42 the Torry event and 16 attended Tillydrone. Exit surveys were completed with a small number of event attendees. Everyone who attended and provided feedback felt the event was useful or very useful and all would be likely to visit a future event. Some people would like the events to include businesses with opportunities so more like a jobs fair.

In addition to the above, in relation to supporting people over 50, particularly from our priority neighbourhoods, a range of employability pilots have been developed and tested since September 2022, these have included dedicated 50+ work coaches, the launch of an employer recruitment incentive scheme, and a pilot Older but Wiser employability pilot support group. The pilot support group ran over an 8 week period and was well received with 7 participants consistently attending the 8 weeks. Travel vouchers were provided to support the participants attend a number of career fairs which occurred over the 8 week period and one participant was able to secure a job at one of these events. As a result of the supports above as at March 2023, 10 people, all from our priority neighbourhoods, have gained employment. We are also seeing positive outcomes with latest Local Government Benchmarking Framework data showing that 2,611 people in 2021/22 were progressing positively through the employability pipeline – considerably higher than the figure for 2022/21 of 149.

### Supporting our care experienced young people



**Improvement Project Aim Exceeded**

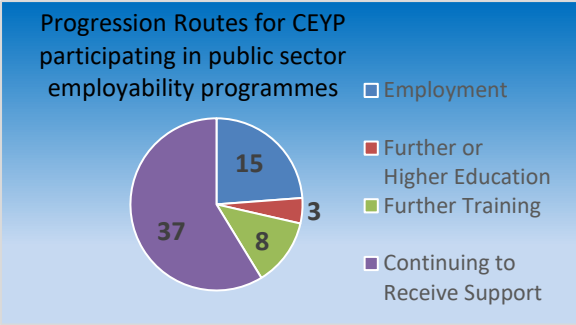
15 care experienced young people gaining employment.

Inequalities are also experienced by care experienced young people (CEYP) who often face significant barriers to employment and will need additional support and mentoring to help them achieve and sustain employment. We are committed to supporting CEYP achieving the same outcomes as their peers and one aspect of this is achieving positive destinations (education, training, formal volunteering), with the ultimate goal of moving into employment.

The journey and support required for each care experienced young person will vary and through our [employability support for care experienced young people](#) project, we have attested a variety of initiatives ensuring that each were designed with needs of the young person being at the heart of that process. Initiatives included:

- a guaranteed interview scheme for CEYP (who fit the person spec)
- a tailored employability support programme, RiteWorks, with work experience,
- pathway planning meeting for CEYP in school
- a tailored induction into work

As a result of the above we are delighted to report that as at January 2023, 63 CEYP had accessed employability support via ABZWorks, with 15 moving into employment; three into further or higher education, eight to further training and the remainder continuing receiving support.



### Impact of our support

Rebekah (Bekah) joined the Council as a Kickstart intern, blazing her way into the organisation, making a great impact and really positive first impressions to everyone she met in the course of her six month post with the Talent team. She took a lead role in the development of our ABZWorks Instagram page and impressed everyone with her knowledge, determination to learn and succeed, honesty, and hard-work.

Bekah tells her own story here [in her LinkedIn post](#). She left Aberdeen City Council at the end of her placement to move elsewhere in the country. She quickly secured work and is doing well.

Another young person, who has faced a number of challenges and lost an apprenticeship, has been supported to set up his own business through seed funding we made available through Young Person Guarantee monies. We worked in partnership with Business Gateway to get a business plan and funding plan developed, provided funding in a staged way to gradually equip him for the challenges of business, provided a laptop and phone, driving lessons, other training, and he is now fully established in a self-employed role. This would not have been possible without steady and structured support.

## 37% increase in employers paying the Real Living Wage

 **Improvement Project Aim Achieved**

**37%** increase in Aberdeen employers paying the Real Living Wage since 21/22

**On track to achieve 5% increase year on year by 2026.**

Our commitment to alleviating in-work poverty remains a key priority and in November 2022, we took a further step forward in our desire to [Make Aberdeen a Living Wage City](#), with the publication of our Aberdeen Living Wage Action Plan, developed by a collaboration of employers and stakeholders from across the public, private and third sectors and led by Scottish Enterprise on behalf of Community Planning Aberdeen.



Based on data from Living Wage Scotland, there are currently 84 employers (April 2023) headquartered in the city now Real Living Wage accredited – a 37% increase since 2021/22 and a 91% increase since January 2020. With 20 new employers signing up in 22/23, this is the highest number of new accreditations since the project begun. 1,695 workers have received an uplift in wages since the establishment of the real Living Wage movement in the city which now covers over 42,800 employees. Latest data available showed that 93.3% of employees in the city were in living wage employment, a 6.3% increase since 2021 and a 11.3% increase since 2016. The impact for both employers and employees is reflected in the feedback below:

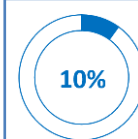
“We just feel that paying the real Living Wage is the right thing to do. A team that has to worry less about money is a happier team. We’ve been paying the real Living Wage for a number of years but we’ve decided to become accredited to demonstrate our commitment to the team. We also hope it’ll encourage other companies to do the same.”  
**Gary Henderson, Managing Director of Grampian Fasteners**

“Aberdeen’s ambition to become a Living Wage City is an essential initiative for the overall economic wellbeing of our region. When people are paid well, with fair contracts, and schedules that they know in advance, people are more productive and able to live better quality lives. They’re able to plan and provide for their families, which is what everyone wants to do. Yet the statistics are stark and we need to encourage all business owners to take this step, to make a real difference to boost the social and economic life of Aberdeen and beyond.” **Andrew Alleway, Managing Director of Tidy Green Clean and Chair of the Aberdeen City Living Wage Action Group**

## Increasing digital access and skills to improve employability opportunities

**595 PEOPLE**  
upskilled/  
reskill to access  
new jobs as  
they arise

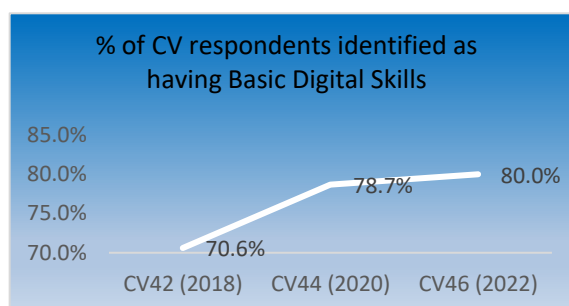
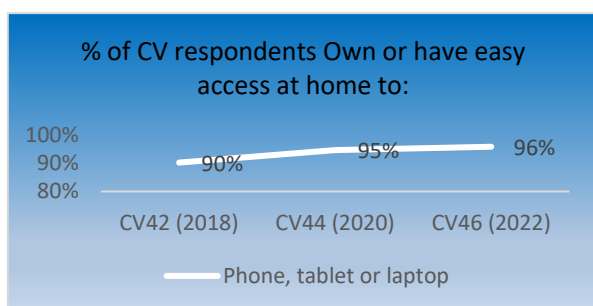
Digitisation will continue to change the world of work and without access to digital devices and basic digital skills our citizens will see their job possibilities restricted. Community Planning Aberdeen are committed to ensuring that all can be resilient in this digital economy and have access to employment opportunities by having the ability to learn new digital skills and to apply them at work. Through our improvement activity we



**Improvement  
Project Aim  
Achieved**

**10%** increase in basic digital skills and 6% increase in access to devices.

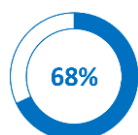
have seen positive outcomes for both digital access and skills with a 9.4% increase in the percentage of respondents to our City Voice identified as having basic digital skills, with 80% of respondents in 2022, compared to 70.6% in 2018. Similarly, there has been a 6% increase in the proportion of respondents who have access to at least one of the devices has increased from 90% to 96%.



In conjunction with the Connecting Scotland programme and similar local schemes, [digital access across the city](#) has improved substantially with 1439 digital devices were issued between March 2020 and March 2021. 320 of the devices were issued to individuals who were unemployed and on low incomes to support employability. In addition, 1798 people/households received MiFi - this has ensured 1798 households now have digital access.

Devices were only part of the support provided, we also rolled out support to develop and improve basic digital skills, again with positive outcomes with 387 people overall directly trained/upskilled to support employability opportunities.

## 68% increase in Graduate Apprenticeships



**Improvement  
Project Aim  
Exceeded**

**68%** increase in Graduate Apprenticeships


53% over project's original aim.

We are committed to developing and promoting a range of pathways into employment and learning, with a particular focus on routes that remove some of the barriers to learning such as financial pressured. [Modern and Graduate Apprenticeships](#) are two routes enabling people to combine academic and vocational qualifications with on the job experience and therefore enabling people to earn as they learn.



Despite a challenging economic environment, we have achieved positive outcomes resulting from the promotional events for employers and potential apprentices, as well as the introduction of incentives for employers through the Apprentice Employer Grant where employers were offered £5k on recruitment of a new Modern Apprentice (MA). Data shows a 68% increase in Graduate Apprenticeships in 2022/23 compared to 2019/20. As a region, whilst there has been a 15% decrease in MA starts between the baseline year and 2022/23, however in our test area NESCol (where the improvement projects have been trialled), NESCol data demonstrates that the interventions in this period have resulted in a 36% increase from 157 in 2019/20 to 214 in 2022/23.

**Responsible Businesses supporting our communities**

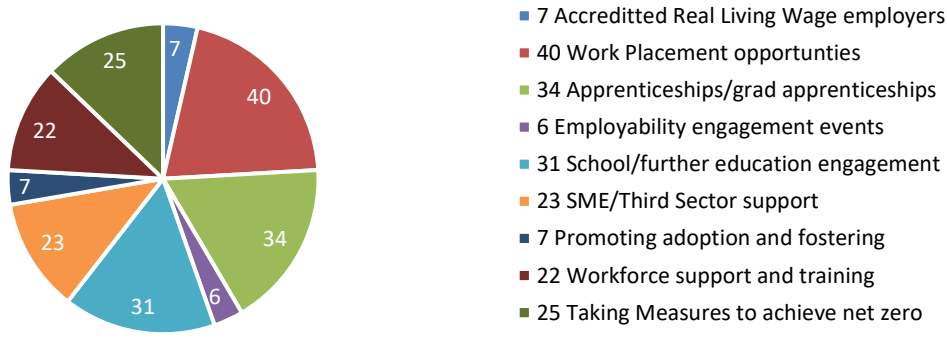


**Improvement Project Aim Achieved**

**200%** increase in responsible business partners.

Our collaboration with businesses continues to grow with positive outcomes for our communities, with a 200% increase in the number of [responsible business partners](#) as at March 2023. Through our Annual Responsible Business Event, as well as partnership working with Business in the Community to create and promote events for members of the business networks and creation of a Community Planning Aberdeen linked in account, Community Planning Aberdeen are now working with 27 Responsible Business Partners all of whom are contributing to the achievement of our LOIP outcomes. The chart below summarises just some of the outcomes achieved by our Responsible Business Partners in 2022-2023:

Our Network's Impact

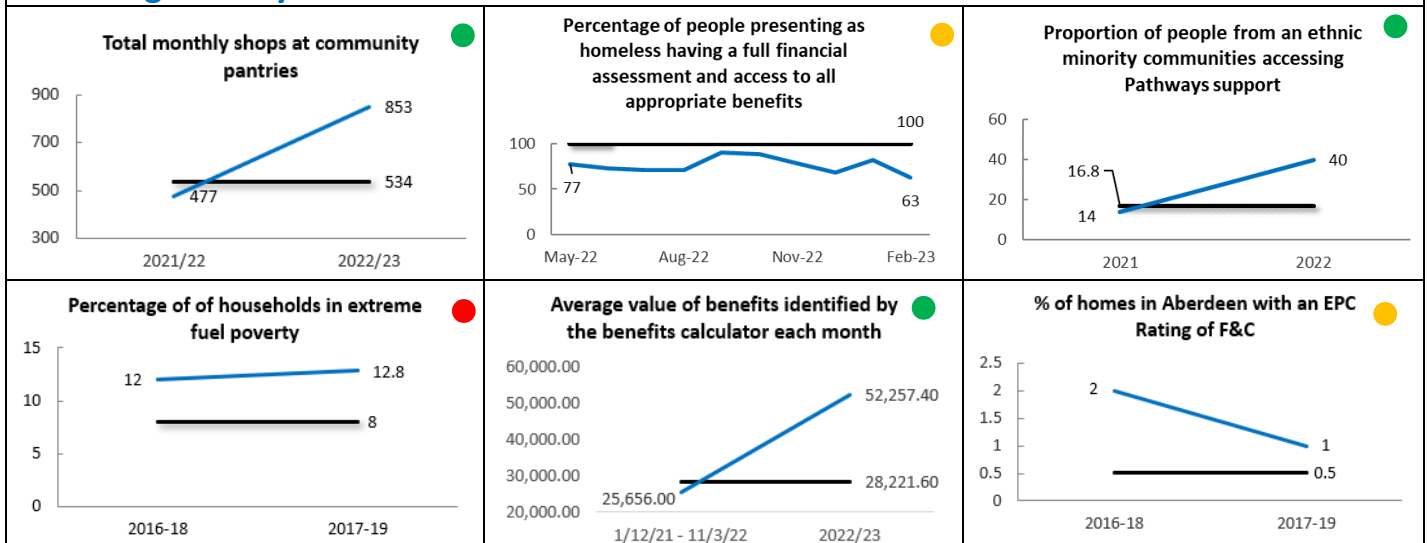


# What impact have we had?

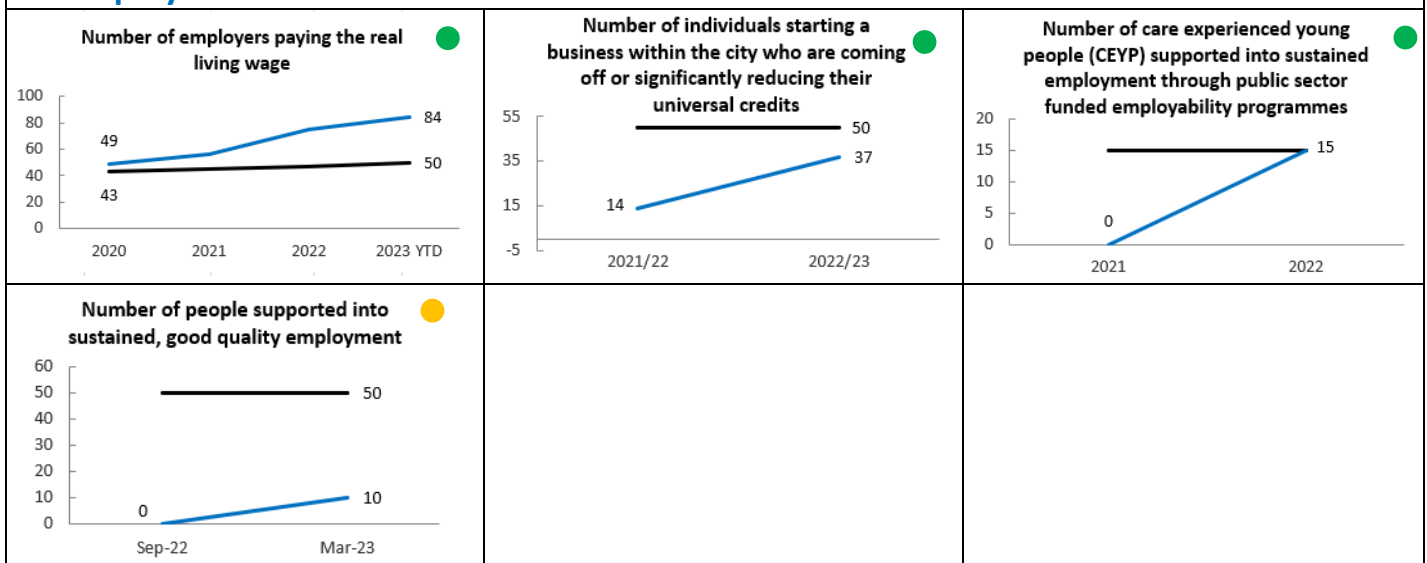
- Yes
- Getting there
- Not yet

— 22/23 improvement aim — Performance

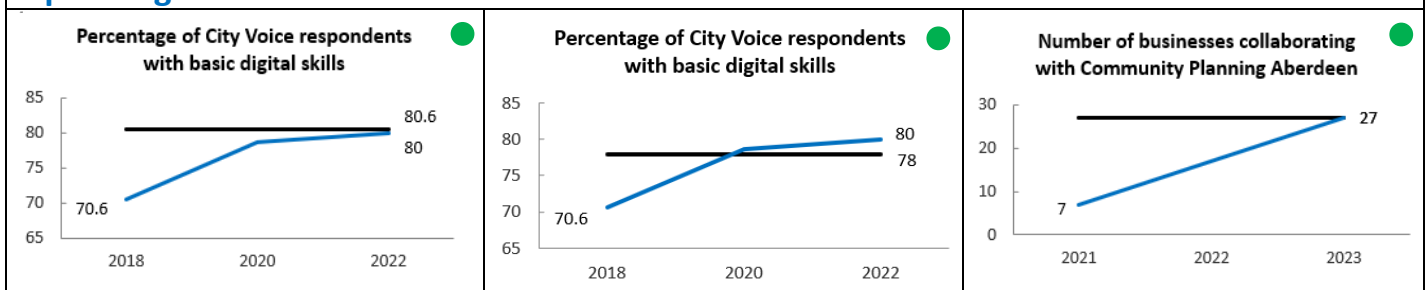
## Reducing Poverty

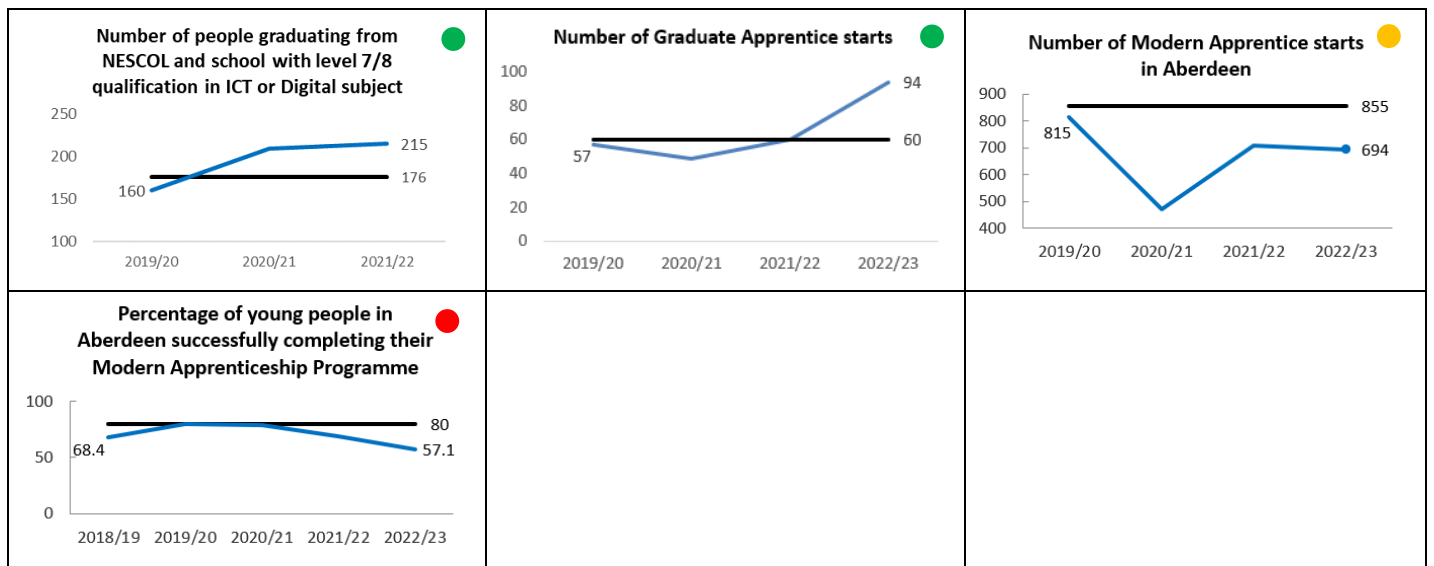


## Unemployed Residents in Fair Work



## Upskilling Residents





## Improvement priorities 2023/24






- Expanding use of data to be able to identify and make direct contact, and where possible, auto award, for other benefits to ensure all are receiving their benefit entitlement.
- Raising awareness of support available to reduce energy bills and the number of households in fuel poverty
- Supporting all households presenting as homeless to complete financial assessments as part of the homelessness assessment to ensure all are receiving their benefit entitlement.
- Outreach by financial inclusion services into community spaces to increase uptake by people within protected groups.
- Supporting individuals to come off, or reduce universal credit by starting up a business.
- Supporting people into sustained, good quality employment, with a particular focus on; those from priority neighbourhoods and people over 50.
- Supporting young people into and to complete Modern Apprenticeships.



# Prosperous People

## Children & Young People

### Our Stretch Outcomes

What we are working towards		How we are doing
<p><b>SO4</b> 95% of children will reach their expected developmental milestones</p> 	<p><b>EXCEEDED</b></p>	<p><b>97.1%</b> of children having a 27-30 month review met their expected developmental milestones in 2020/21, <b>2.1%</b> over Stretch Outcome 4.</p>
<p><b>SO5</b> 90% of children and young people will report that their experiences of mental health and wellbeing have been listened to by 2026.</p> 	<p><b>PROGRESSING</b></p>	<p><b>68%</b> of children and young people report they feel listened to all of the time, <b>up 4%</b> since March 2022.</p>
<p><b>SO6</b> 95% of care experienced children and young people will have the same levels of outcome as their peers.</p>	<p><b>PROGRESSING</b></p>	<p><b>3.1%</b> reduction in the gap between the % of care experienced young people and all young people achieving a positive and sustained destination in 20/21.</p>
<p><b>SO7</b> 95% of children living in our priority neighbourhoods will sustain a positive destination upon leaving school by 2026.</p> 	<p><b>PROGRESSING</b></p>	<p>3% decrease in the % of young people from Quintile 1 achieving a positive and sustained destination (81.5% in 20/21 compared to 84.5% in 16/17) and a 3.7% increase in the % of young people from Quintile 2 achieving a positive and sustained destination (91.6% in 20/21 compared to 87.9% in 16/17).</p>
<p><b>SO8</b> Child Friendly City by 2026</p> 	<p><b>EMBEDDED</b></p>	
<p><b>SO9</b> 30% fewer young people (under 18) charged with an offence by 2026.</p> 	<p><b>EXCEEDED</b></p>	<p><b>40% decrease</b> in number of young people being charged with an offence (985 in 21/22 compared to 588 in 15/16)</p>



# Progress made during 2022/23



## Supporting children have the best start in life

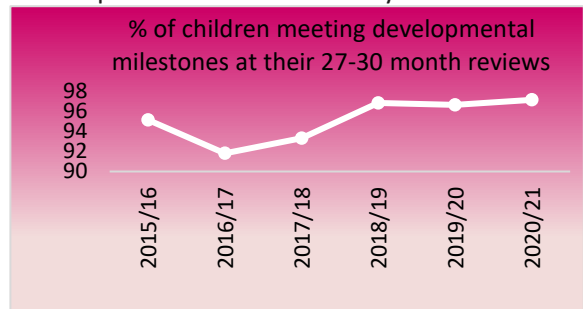
**STRETCH OUTCOME 4 EXCEEDED WITH 97.1% OF CHILDREN reached their expected developmental milestone on time**



Latest data available at the end of 2020/21 shows that we have sustained and further exceeded our stretch outcome that 95% of children meet their developmental milestones at the time of their 27-30 month review, with 97.1% achieved compared to 96.6% in the previous reporting period and 85.1% for Scotland.

Although in the previous period, the stretch outcome had been achieved, CPA recognised that the COVID pandemic had a substantial impact on our children, young people, and their families, with feedback from education and other early years

settings stating that there is an emerging gap in children's development and the skills they have before they begin nursery or school compared to pre Covid 19. We needed to do more to support all children get the best start in life and throughout 2022/23 we focused on implementing new approaches that enable families to receive the parenting and family support they need, both pre birth and post and that developed the confidence of staff and families to identify any issues and enable access to the appropriate intervention at the earliest opportunity.



## Reducing preventable harms to children pre and post birth

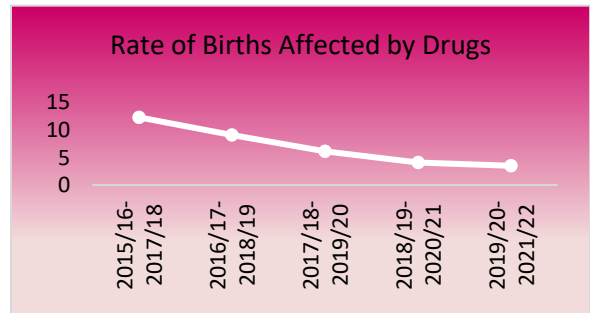
There are many preventable harms, both pre and post birth, that impact on the health and development of a child. Through our improvement activity we are making changes that are focused on early intervention and prevention, with the aim of reducing harm occurring in the first place and creating a safe and supportive environment for children to thrive in.

**Improvement Project Aim Exceeded**

**67%**

**67% decrease in the number of births affected by drugs.**

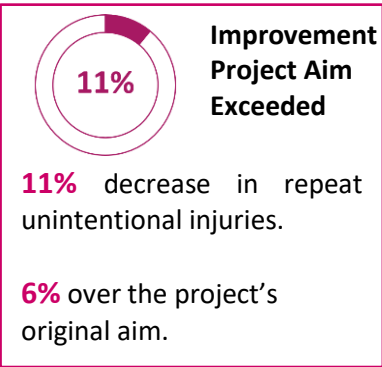
Pre birth, we are supporting maternal health and wellbeing and providing information and resources to enable families to make informed decisions on areas that are likely to impact on their unborn child such as substance use and



healthy eating. Through our [births affected by drugs project](#), we have developed and promoted a variety of campaigns to raise awareness of sexual health support available and the impact of substances on an unborn child. Recognising that different approaches are required depending on individual circumstances, we have set up an outreach approach to increase availability of contraception and promotion of choice and control to vulnerable people. Between July and December 2022, our Sharp Response 'Crisis Intervention' service had scheduled 259 home visits enabling us to engage with people

who would be unlikely to engage directly with sexual health services. These improvements have secured a continuous downward trend, with a 67% reduction in the total number of births affected over the 3 year period reducing from 70 (2016/17-18/19) to 23 in 2019/20-21/22. Preventative approaches, such as support and information has also enabled us to achieve a continued reduction in the percentage of women in the city who smoke during pregnancy with latest data showing this to be 12.1% which is again lower than the rates in Scotland of 12.9%.

**Preventing unintentional injuries**

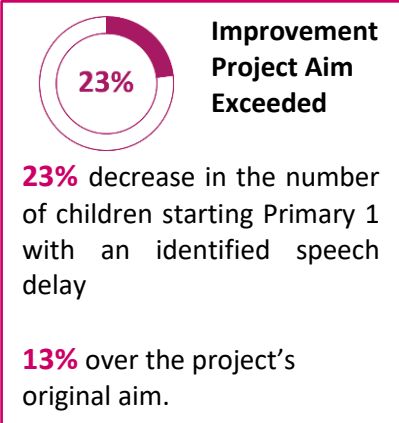


A high proportion of unintentional injuries (UIs) are preventable. Through our [repeat unintentional injuries project](#), we are building the capacity of multi-agency staff who work directly with families to identify potential harms and to support parents to also identify and steps to prevent these. Staff have also been provided with Keeping Kids Safe Packs to discuss and provide to families where potential for risk has been identified, with 75 kits issued by Feb 2023. As a result of the changes, the project has



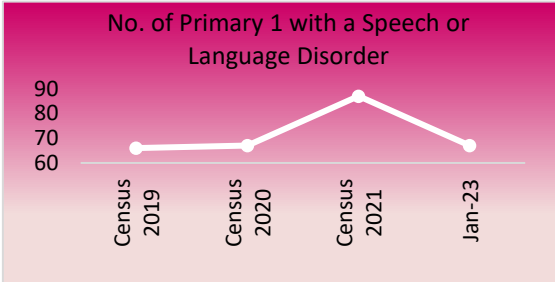
surpassed its aim of a 5% reduction, with an 11% reduction in the number UI repeat admissions between 2017/18 to 2020/21. The data also shows an improvement in the number of overall emergency admissions for UIs in under 5's with a 5.5% reduction between 2016/17 to 2018/19 and 2019/20 to 2021/22.

**Addressing the impact of the pandemic**

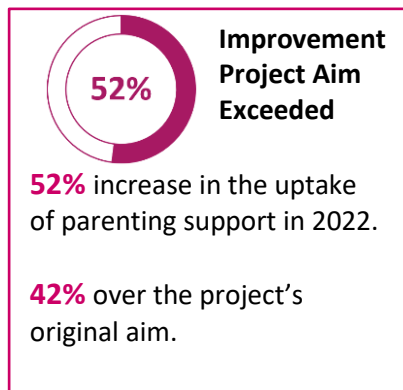


Covid-19 restricted social and family interactions, having a significant impact on young children's development, particularly in speech and language delays. Our [reducing the number of children starting Primary 1 with an identified speech delay project](#) has worked collaboratively across all our early years settings to ensure speech and language is fully integrated in the planning for our children. The Nursery Nurse role is now responsible for identifying developmental issues and a referral pathway has been introduced to ensure children receive the support they need. We have also developed a multi-agency single speech and language parent resource to support parents with early detection and awareness of the pathway for support. To ensure that children facing adversity also have equal

access, we have built on the partnership between health and (early) education through the Links Nursery and Hub and strengthened our collaboration with weekly integrated planning meetings held that cover all areas of developmental need and with a focus on children facing adversity. The interventions have resulted in a 23% decrease since 2021 in the number of primary 1 pupils with a speech or language disorder, exceeding our aim by 13%. However, it is recognised that this is early evidence, and we continue to monitor the impact of the initiative to ensure the improvement is sustained.

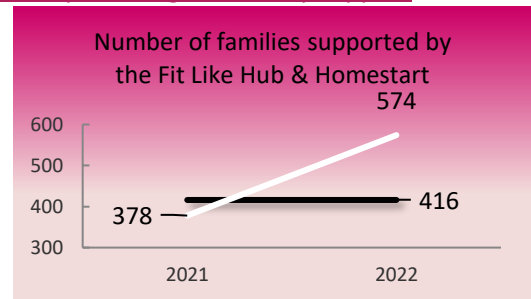


## Removing the barriers to families accessing parenting support



We understand that online resources and signposting is only part of the support needed by families. Health and education staff have provided feedback that during Covid parents had not engaged with the online support available to the same level as face to face interactions. In response to this, we have collaborated with families and early years services to identify barriers and make improvements. This has included streamlining the referral process for both self referrals and for professionals; prioritising families based on their level of need; and providing opportunities to meet in person. Through these approaches, we have surpassed our aim by 42% with a 52% increase in the uptake of parenting and family support between 2021 and 2022,

with 574 families supported through our FitLike Hubs and Homestart in 2022, compared to 378 families in 2021. Similarly, we have seen an upward trend in the number of referrals, with a 77% increase in multi-agency support referrals. In 2022, there was a 49% increase in the number of referrals for parenting and family support, with 1515 referrals made across all services.



## Developing interventions to support children's mental health

**STRETCH OUTCOME 5**  
**PROGRESSING WITH**  
**68%** of young people reporting that they feel listened to all the time.



The number of children accessing mental health support and the seriousness of their concerns have increased since the pandemic. We have implemented a range of supports and interventions through our projects, such as counselling being available in all schools. Through October 2022 – December 2022, 330 young people were being supported with counselling and 100% of the 103 children who had completed an end of session questionnaire, reported an improved wellbeing outcome following this support.


As well as counselling, all school nurses are currently trained to deliver LIAM (Let's Introduce Anxiety Management), as are a team of Fitlike staff, as well as staff in 25 schools. pilot of DBI (Distress Brief Intervention) has extended to 6 Secondary Schools in partnership with CAMHS and Penumbra focusing on learners aged 14-16. The latter pilot offering more targeted support for young people who have been identified or self-identify the need for support and helps some of our most vulnerable learners to access trained staff and a pathway to support through Penumbra and CAMHS if required. We are beginning to see early signs of improvement with data in relation to the Who-5 wellbeing index, reporting a 4% reduction in the % of P6 and 7 learners reporting low mood, which may suggest that earlier responsive intervention is supporting young people previously indicating low mood.



Throughout our lives, the number and strength of relationships can affect our mental and physical wellbeing. The benefits of social interactions and good mental health are significant. Being available to listen to children and young people, is essential for supporting individual needs and understanding fully what is required. We are delighted to see positive outcomes across our improvement activity resulting in 68% of young people reporting that they always had an adult in their lives that listens to them about how they are feeling, a 4% increase since March 2022.

We also recognise the huge potential physical activity has to enhance mental wellbeing and that this needs to be available freely for all children regardless of their circumstances. We are delighted that through our improvement activity 100% of schools are providing free physical activity. Our physical activity improvements have focused on ensuring that the voice and involvement of all children and young people is at the core of the development of activities and promote inclusivity. This has resulted in:

- **3%** increase in young people in S1-S6 reporting that their general health is good or excellent since the last survey in March 2022.
- **13** members on the Active Girls Committee, from 7 (77%) of secondary schools
- **61** care experienced young people through the SPACE (Supporting Physical Activity for Care Experienced) and bespoke programmes and 350 Sport Aberdeen memberships issued
- A Primary PE progression toolkit, providing primary staff with a clear progression of learning in PE and signposts to relevant resource/lessons developed. This is improving the confidence of staff in delivering high quality PE
- **367** volunteers as at Oct 2022 in Active Schools Aberdeen
- Boccia, a sport designed for all, being rolled out in all primary schools and a Boccia Festival where all pupils with disabilities and ASN of all ages taking part is planned for next session.



**It helps me concentrate, makes me stay in school and is good for me (Young Person)**

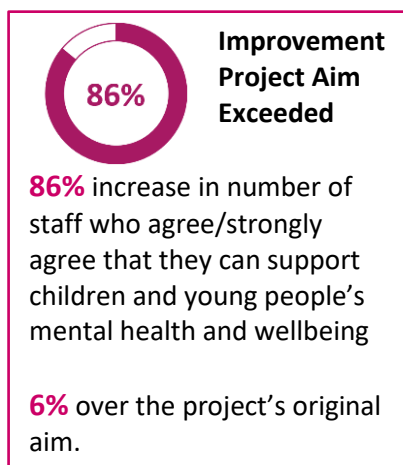
**My fitness levels have improved and I try new things, I don't play the computer as much. (Young Person)**

**It is exactly what he needs as it gets him focussing on things away from the classroom (carer)**

**I have noticed a lot of progress in the young person's confidence, maturity and ability to regulate their emotions since working with you. (Teacher)**



## Developing staff confidence to support young people

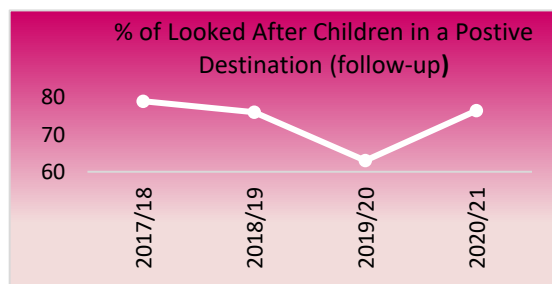


We recognise that our school based staff are crucial for providing direct support, referrals and signposting children and young people to appropriate mental health and wellbeing supports or services. Through our '[Staff Confidence in Supporting Children's Mental](#)' project we have developed a variety of supports for staff including new support sessions, both 1-1 and group to allow professionals to share, normalise and develop positive working relationships. This is in addition to the development of whole school e-learning; resources and a signposting framework for practitioners to support children, young people and their families. As a result, we have seen a 31% increase in the number of staff who agree or strongly agree that they can now support children and young people's mental health and wellbeing, with 86% reporting this.

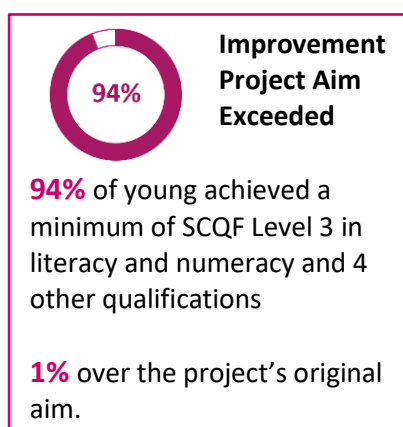
## Increasing opportunities to enable all young people to achieve their goals

**STRETCH OUTCOME 6**  
**PROGRESSING WITH**  
**76.5% of Looked After Children in a positive destination.**

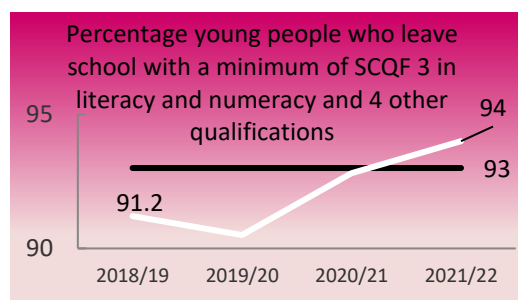
92.1% of children across the city achieved a positive destination in 20/21 the highest ever recorded in the city. We also saw a 13% increase in the percentage of Looked after Children achieving a positive destination in 20/21, with 76.5%, however there remains a considerable gap between their peers and our aim is to remove that gap by



ensuring that there are a range of opportunities and supports available to provide all young people, but particularly our care experienced young people (CEYP) and those living in our priority neighbourhood with the access to the skills and opportunities to achieve their goals and full potential. See above on how we have supported CEYP into employment.



We have been focused on ensuring that young people have the skills, qualifications and experiences that are necessary to enable them to go on to further training, education or into employment. Literacy and numeracy skills are key to this, better literacy and numeracy for individuals contributes to a more just and equitable society. They also provide the foundation our children need to learn, to navigate everyday life and to fully participate in school and their communities and widen access to job opportunities. Through our [literacy and](#)



[numeracy](#) project in 2021/22, 94.29% young people across the city achieved a minimum of SCQF Level 3 in literacy and numeracy and 4 other qualifications, a 4% increase since 2019/20.

This project introduced a variety of supports focused on family learning which has proven to be a powerful method of engagement and learning, fostering positive attitudes towards life-long learning, promoting socio-economic resilience and challenging educational disadvantage. One of the supports introduced was a menu of activities, to support achieve better outcomes for families through programmes which enable them to improve literacy, numeracy and health and wellbeing using an asset-based approach. From which, 120 group sessions have been run, with 5 parents accessing counselling services and 6 residentials held where families got to go away together to develop new skills. We have also rolled out PEEP (Parents as Early Education Partners) groups to support parents as early educators of their children; working with Early Learning and Childcare settings to ensure a strong focus on the development of literacy and numeracy skills. See the impact of our range of parenting supports in the [case study](#) below.



**Preparing for the world of work – young people shaping their future**

Building on the successful Lift Off, Learner Pathway event reported in the last period, young people have been at the heart of co-designing Lift Off and Grow which was held again in June 2022 with 3805 young people attending, a 154% increase in participants from 2021.

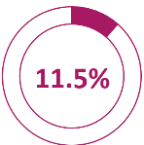


The Lift off events were well received with young people feeding back:

*‘It was good to gain a sense of the skills that are generally required to work in these industries.’*

*‘Knowing the things that people did and what skills and qualities they needed to develop in order to get where they wanted to be was really helpful.’*

*‘The talks helped to motivate me and told me what to strive for in the future.’*



**Improvement Project Aim Exceeded**

**11.5%** increase in number of courses aligned to growth sector.

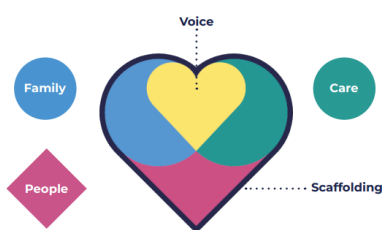
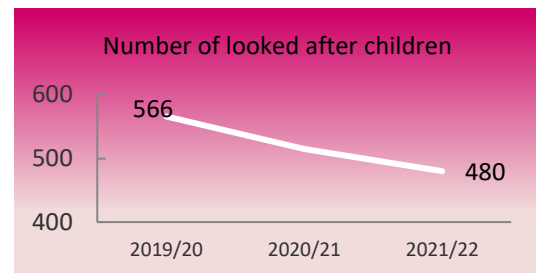
**4.5%** over the project’s original aim.

Similarly, the ABZ Works site, which was co-designed with care experienced young people to clarify all of the [opportunities available to young people](#) and the pathways into the many different growth sectors, has continued to be developed and is now an established tool used both by schools and employability teams to support increasing understanding of the opportunities that exist for young people moving into the world of work, with a total 3996 hits in 2022, a 24% increase since 2021. Thanks to the co-design approach taken with young people, the website is easy to navigate with a great user experience and a responsive chatbot. The collaboration and partnerships developed from both the Lift Off events and website has

resulted in the number of courses aligned to the growth sector increase by 11.5% since 2019/20 and 3.6% since 2021/22%.

## Supporting more children and young people to live within their family

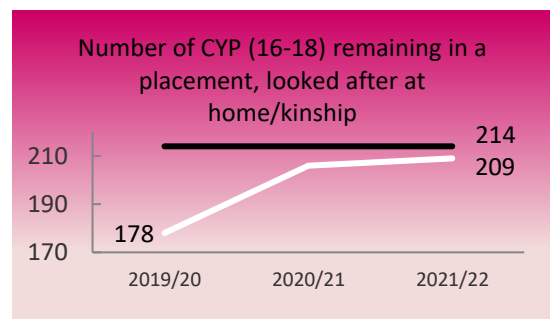
In line with the Promise, CPA is supporting more children and young people, with significant risk factors in their family circumstances, to continue to live within their family with an appropriate multi-agency support plan in place, with the number of looked after children in Aberdeen City fallen by 19%. In 2021/22, there were 480 children looked after by the local authority compared to 590 in 2016/17. This decrease is across all care types mirroring the national trend. However, Aberdeen has a higher % of children and young people placed within a fostering setting compared to the national position and that further improvement is required.



During 2022/23, we have tested improvements to strengthen the support offer to kinship placements, with the view to bolster the longevity and stability of kin placements. Specifically, we provided enhanced packages of support to children when placements were identified as vulnerable, and young people who were facing points of transition. The packages varied depending on the needs of the child and young person and the circumstances of the kinship placement.

Feedback from kinship carers is below and reflected positively on this support and helped them to develop a clear understanding of the needs of the child in their care and the impact of early life events/trauma on their needs and behaviours. This learning will directly feed into how we evolve the role and capacity of the kinship team to support kinship carers going forward.

Through [our supporting 16-18 year olds remain in a placement](#) project, we're also seeing positive outcomes, in the stability of placements where they're required, with a 17% increase in the total no. of 16-18 remaining in placement since 2019/20, from 178 (2019/20) to 209 (2021/22), with transitions being elongated enabling more supported transitions. The impact of this practice is seen in the improvement in the level of tenancy sustainment for our care experienced young people. We continue to see a positive trend in care experienced young people accessing and sustaining tenancies with 93 young people accessing tenancies during 2021/22. There was an 82.8% tenancy sustainment rate for those households, which rises to 94.6% when taking into account people who went on to a positive destination after their first tenancy.



"We became carers for our granddaughter in 2021. Dealing with a teenager with various behaviour issues was to say the least a difficult task for two grandparents in their 60's. Without the help of the family network team this may have been beyond us. We found the group & individual meetings a great help not only for the child but for us as carers. The importance of these meetings cannot be understated. On more than one occasion they were the only thing that kept the relationship between us and our granddaughter in place."

Child F wrote a thank you note to her worker simply noting "Thank you for helping me with my problems".

## Embedding children's rights

Children's rights have been prioritised and intrinsically woven throughout our Local Outcome Improvement Plan and improvement activity. The Partnership recognises the progress that has been made in raising awareness of children's rights and to progress this further, has agreed a new improvement aim under Stretch Outcome 16 "100% of decisions which impact on children and young people are informed by them by 2026" which is overseen by the Community Empowerment Group. This is to ensure that children's rights are incorporated into all our improvement activity and not seen as solely the responsibility of our Children's Services Board. Examples of our children and young people co-designing our projects are shown below.

Training our multi-agency workforce on children's rights has been a key improvement activity over the last year 260 members of staff to ensure that our staff have the understanding and confidence to engage with children and young people and to ensure that they're aware of the impending incorporation of UNCRC.

**260 staff  
trained on  
children's rights  
in 2022/23**



New and refreshed partnership policies and strategies now explicitly reference children's rights, and these extend beyond those traditionally impacting on children to include those on Net Zero and Master planning for example. Staff report that both direct engagement with young people and consideration of their rights is helping them to be bolder in their recommendations. Approaches to participation are becoming more varied and dynamic and nearly 70% of our children and young people tell us that they more actively participate in decision making now. However, this is a 10% reduction from when the survey was last completed 3 years ago, and this reduction is thought to reflect the increased expectation of participation by our children and young people.

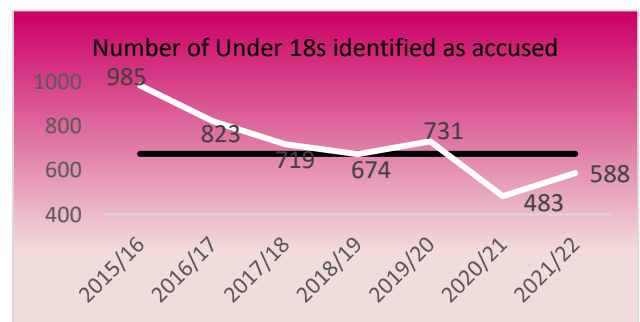
A more detailed evaluation of partnership work to incorporate the UNCRC is available in our [Children's Rights Report](#).

## Keeping children and young people safe and preventing crime

**STRETCH OUTCOME 9  
EXCEEDED WITH 40%  
reduction in number  
of under 18s  
offending**


We are delighted to report that latest data shows we have sustained a reduction in the number of under 18s identified as being responsible for an offence of 40% since the LOIP was first published in 2016. Whilst there has been a 22% increase compared with 2020/21 that period was significantly impacted by Covid-19 restrictions. This sustained improvement from the baseline period is reassuring given the removal of all covid-19 measures in this reporting period.

We recognise that young people in conflict with the law are often the most vulnerable young people in our communities and we are taking forward an early intervention and prevention approach by ensuring that we are providing opportunities for all and being flexible and adaptive in provision of support and responding to need.





## Targeted support and access to trauma and bereavement support



**Improvement Project Aim Exceeded**

**21%** reduction in number of care experienced young people offending

**16%** over the project's original aim.

Children in conflict with the law experience high rates of bereavement, loss, and trauma and although recognised as one of the vulnerabilities for families being referred to our Fit Like Hubs Family Wellbeing Team, it is likely that bereavement is under reported. Recognising that their needs are complex our [trauma and bereavement](#) project has focused on staff development across all settings to ensure that they're seeing and supporting our children and young people through a needs focused and trauma informed lens and referring into appropriate supports.


It is important that we are taking an early intervention approach and that young people are not only being offered support at the point in which they came into conflict with the law. To further embed our early intervention approach one of the new pathways for trauma support introduced this year was Seasons for Growth (SfG). SfG is an educational group work programme supporting children and young people who have experienced significant loss and change in their lives. The programme sees a trained group of companions work in pairs to deliver an eight-session programme with two follow up reconstructor sessions for the pupils. Resulting from the development of staff and new pathways, we have seen a 21% reduction in the number of 16/17 year olds with higher support needs offending (96 to 73).

Also, 138 children and young people have received trauma and bereavement support via two pathways, the FitLike Hubs and the Seasons for Growth programme. To increase access to trauma support, we now have 51 Seasons for Growth teachers and support staff Companions across 23 schools trained.

*“Each of the children who participated in the group became more relaxed and were able to discuss their feelings more freely by the end of the programme. The children became a support for each other and bonded during the course of the sessions.” S4G Companion during evaluation*



## Young people at the heart of co-designing our improvements



**Improvement Project Aim Exceeded**

**23.5%** reduction in digital offences

**13.5%** over the project's original aim.

Children and young people have supported our digital offences project understand current digital culture and co-designed the content of new digital offending training provided to all schools, young people, and their families. From this, we've seen a 23.5% reduction from 81 (digital offences including both sexual and non-sexual) in 2018/19 to 62 in 2021/22 reduction in both the number of offences of child sexual exploitation and the number of 'digital' offences by Young People (Under 18). The young people on the group reported that they felt *“valued having professionals listen to their opinion and try and act on same.”*



**Improvement  
Project Aim  
Exceeded**


**70%** increase in 10-16 year olds attending community activities.

**20%** over the project's original aim.

Through our [youth community activity and reducing anti social behaviour projects](#) we are committed to developing a range of opportunities for children and young people to get involved in their local community and to support a reduction in crime and anti-social behaviour. However, we also know that this needs a multi agency approach, with our communities at the heart of it, for this to be sustainable and to meet the needs of our children and young people. Taking this approach, in 2022 we established a new youth group co-designed with children and young people and developed a volunteer led youth group model, resulting in a 70% increase in the number of 10-16 year olds who attended community activities from

40 in 2019 to 68; and 3 new youth groups established in priority neighbourhoods.

We also saw a 212% increase in overall participation in 2022, with 938 attendances citywide compared to 300 in 2019. Similarly, there has been a 2.6% reduction in the number of youth disorder calls to the police in 2022. Young people were asked what they enjoyed about their group. They said:



Opportunities to meet friends and make new ones.

We get to make friends; it's very fun; you get to do art, sports, games and make food.

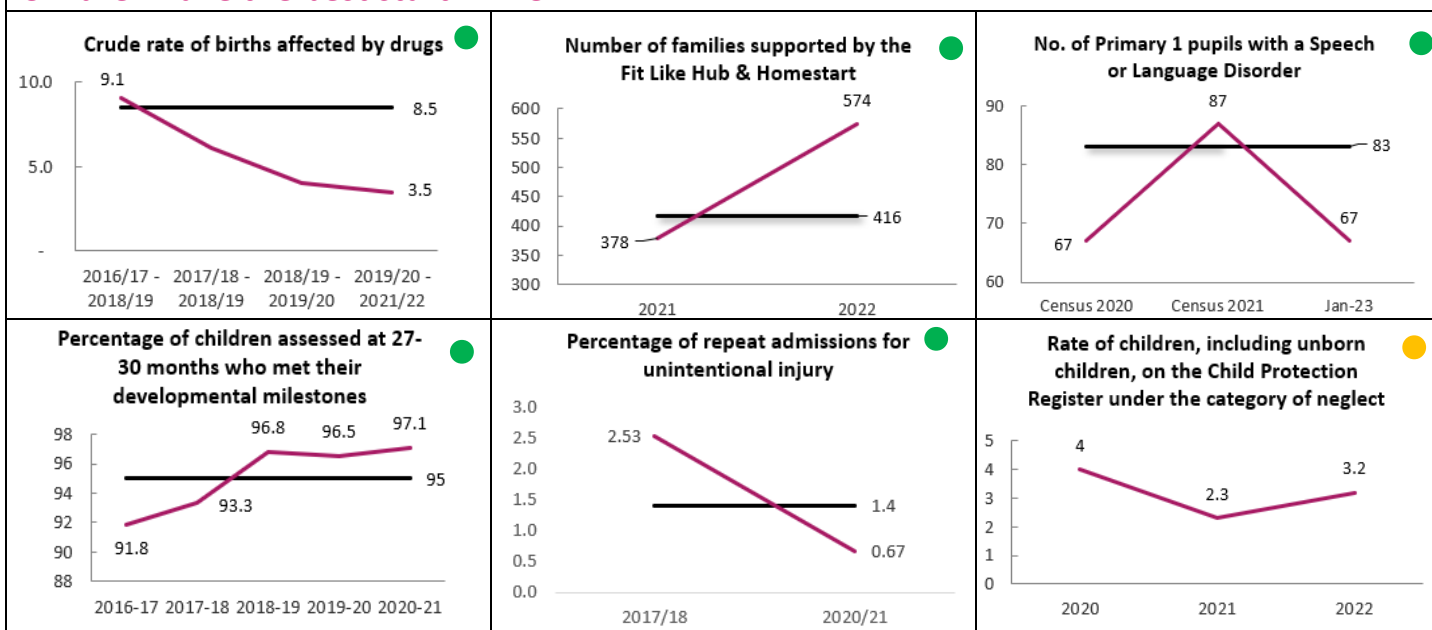


# What impact have we had?

22/23 improvement aim      Performance

- Yes
- Getting there
- Not yet

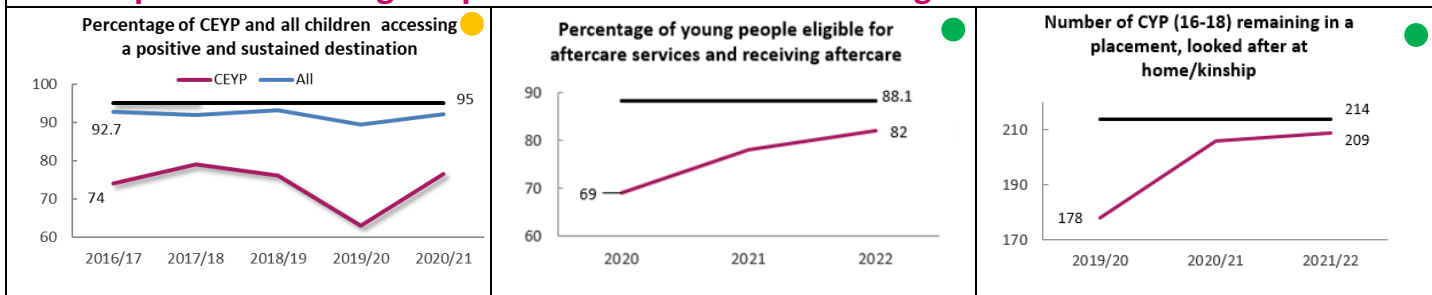
## Children have the best start in life

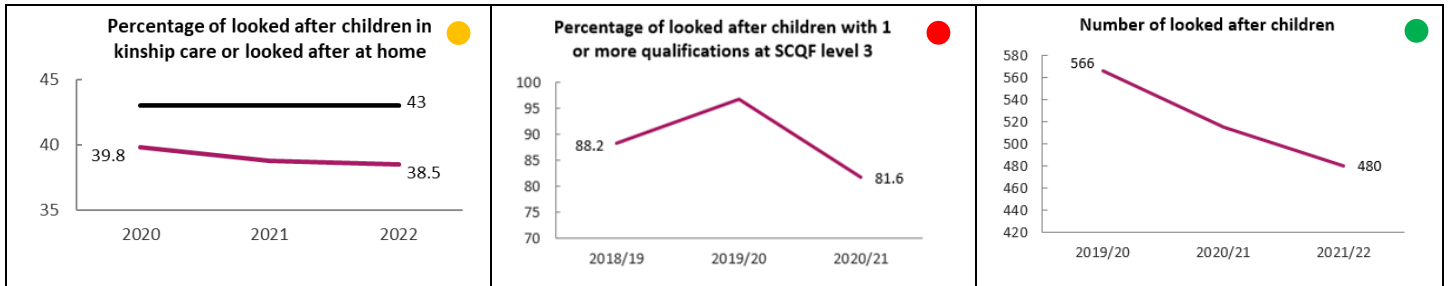


## Children are listened to

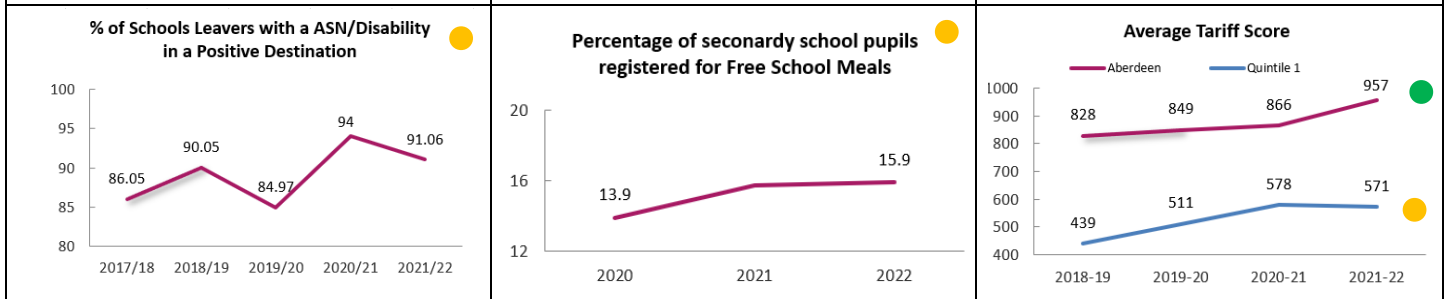
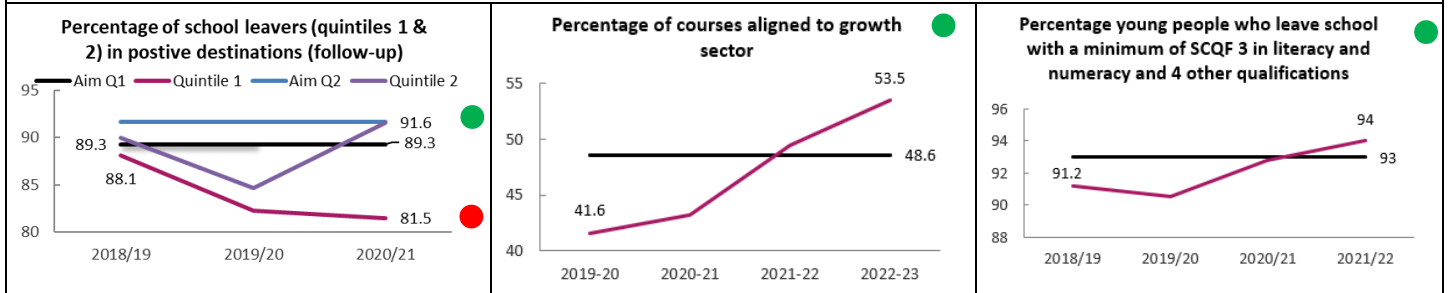


## Care Experienced Young People are included and achieving

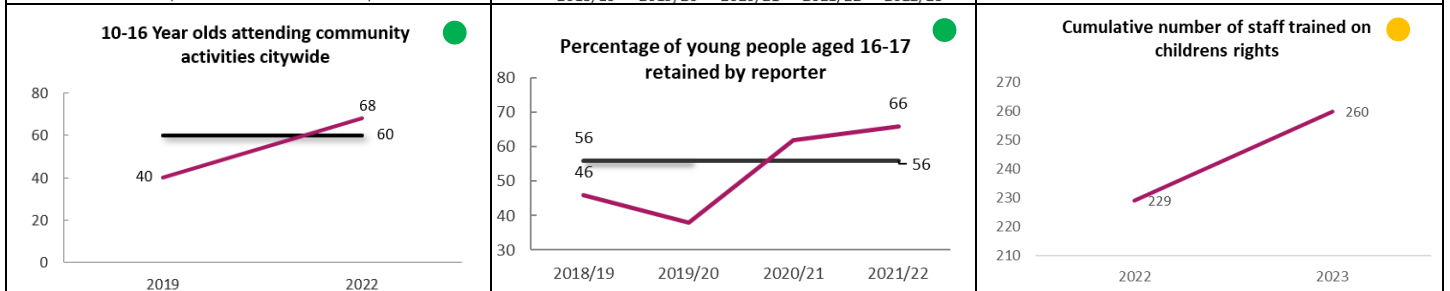
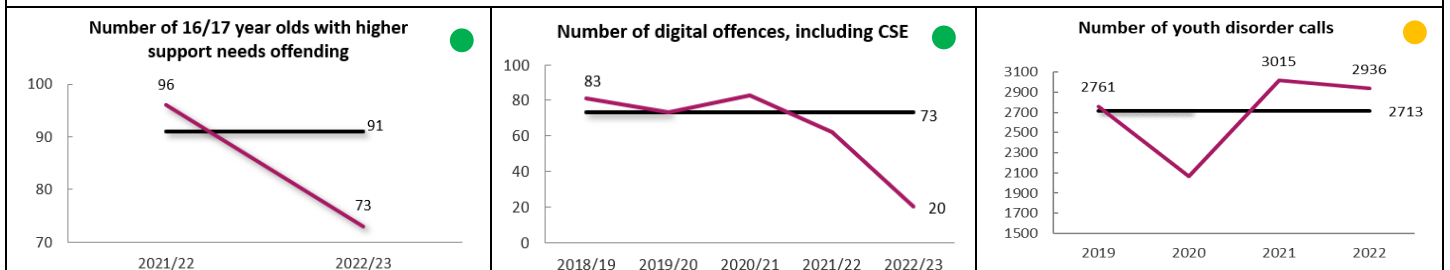




## All Young People are achieving their potential



## Children are Safe and Involved





# Improvement priorities 2023/24

In April 2023, following an extensive development process the Children's Services Strategic Plan 2023-26 was approved, refreshing our children and young people's section (Stretch Outcomes 4-9) within the LOIP and the improvement priorities, see the full priorities within our LOIP 2016-26, summarised below:

- Further streamline support pathways and awareness of supports available
- Continue to address food insecurity including maternal and infant food insecurity to help families access the benefits they're entitled to and have pathways to provide emergency access to emergency first stage infant formula milk and nutritional support to ensure that poor child nutrition does not impact on child wellbeing in the longer term.
- Develop approaches to improving levels of dental health in primary 1 with a particular focus on areas of deprivation.
- Establish a mental health collaborative informed by a young person Taskforce, introducing mental health assessments for care experienced young people and looking at supporting young people from our priority neighbourhoods to feel safe.
- Better prepare care experienced young people for life beyond care, including preparing them for parenthood.
- Develop a Family Support Model to offer earlier and preventative support and intervention with a particular focus on kinship carers and preventing children and young people from entering care and also to reduce offending rates.
- Consider our enhanced support offer to families at a universal and targeted level that mitigates the risk of neglect and harm and reducing the number of children placed on the child protection register.
- Continue to develop a broader range of qualifications and pathways for young people which are aligned to growth sectors to enable them to secure employment in the longer term.
- Introduce new ways, such as Pathway Advocates, to close the gap between the attainment levels of our care experienced young people and children and young people living in poverty from those who do not.
- Increase the number of co-delivered services, such as, an integrated neurodevelopmental pathway improving diagnosis timescales and ensuing timely access to support.
- Supporting children with additional support needs and declared disabled achieve positive destinations by better understanding the lived experiences of this large group and developing our multi-agency continuum of provision more holistically across child and adult services.
- Further tackle child poverty and consider how the needs of the 6 groups identified as most at risk differ in need so that we can respond proactively. Proactive engagement will be important to shape how we respond next.

# Whole Family Approach: Supporting all parents and children to thrive.



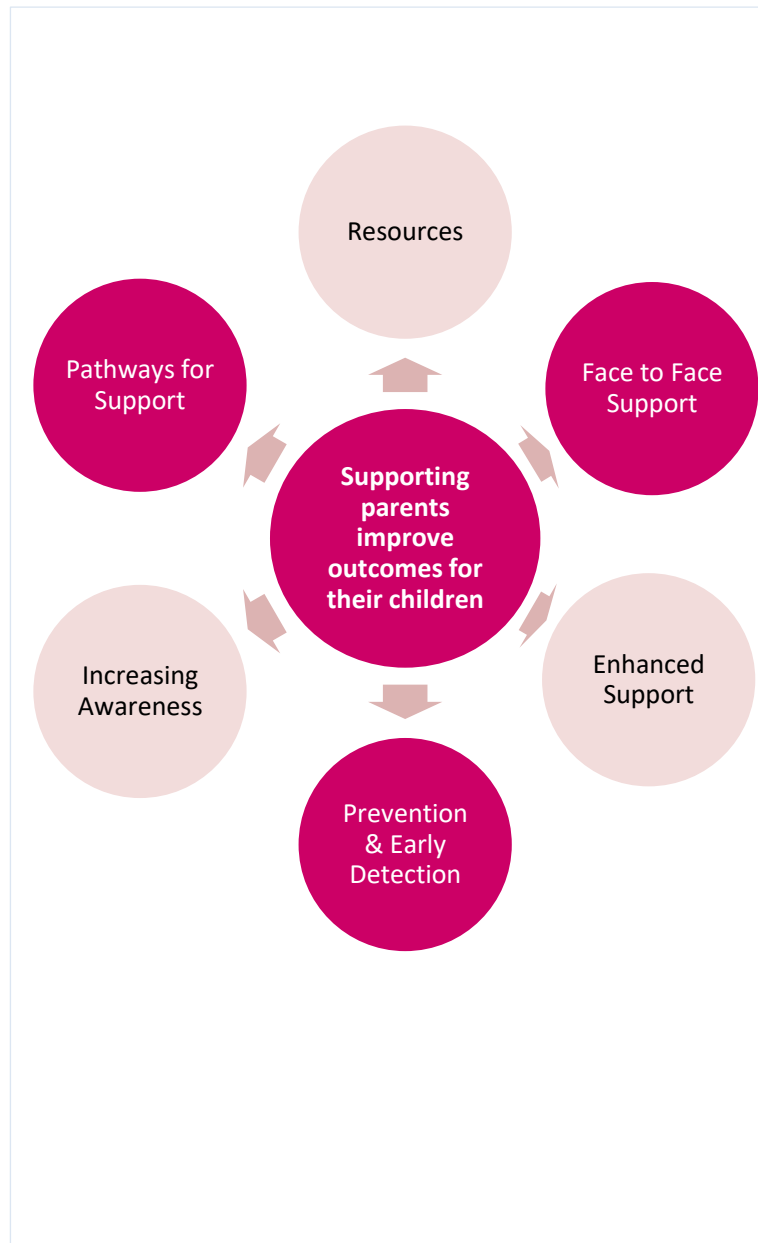
## Supporting Parents and Children Thrive

Parents and families play a critical role in a child's development, and providing a range of supports for parents is vital to creating an environment where both children and their parents can flourish.

## Our Approach

Through our cross cutting improvement projects we are putting in place changes that focus on the whole family approach with a focus on early detection and intervention. Specifically, we've tested:

- Streamlined referral processes for parenting support and implemented a prioritisation system based on level of need
- Developed a speech and language parenting resource to help parents with early detection and awareness of the pathway for support
- Created a menu of activities for parents to attend which enable them to support their child improve literacy, numeracy and health and wellbeing using an asset-based approach.
- Rolled out PEEP (Parents as Early Education Partners) groups to support parents as early educators of their children
- Developed enhanced packages of support to kinship carers/families when placements were identified as vulnerable, and young people were facing points of transition
- Provided Keeping Kids Safe packs to reduce preventable harms



## What we've achieved?

- **52%** increase in the uptake of parenting and family support between 2021 and 2022, with 574 families supported in 2022, compared to 378 families in 2021
- **120** group sessions from the menu of activities have been run, with 5 parents accessing counselling support and 6 residentials held.
- **11%** reduction in the number UI repeat admissions between 2017/18 to 2020/21



## What have our parents said?

*"Gained confidence in dealing with my son's meltdowns. Provided courses to help extend my knowledge on emotion training & sleep"*

*"Family Learning for me has been having someone non-judgmental and supportive during a time of struggle with family life, to listen and give advice and also reassure you're doing the best you can"*

*"The support you've given has been invaluable"*

*"This is like a bespoke service for me & my family, it's the first time support has felt right for me and fits for what we actually need"*







# Prosperous People

## Vulnerable Adults

### Our Stretch Outcomes

What we are working towards		How we are doing
<p><b>SO10</b> 25% fewer people receiving a first ever Court conviction and 2% fewer people reconvicted within one year by 2026.</p> 	<p><b>EXCEEDED</b></p>	<p><b>67.4%</b> fewer people receiving a first ever court conviction and <b>2.2%</b> fewer reconvicted within one year since 2015/16.</p>
<p><b>SO11</b> Healthy life expectancy (time lived in good health) is five years longer by 2026.</p> <p><b>70-73</b></p>	<p><b>PROGRESSING</b></p>	<p><b>1.9 years increase</b> in Healthy Life Expectancy (HLE) at birth for Males (60.2) from 2018-20, 2.6 lower than 2014-16.</p> <p><b>0.1 years increase</b> in estimated HLE at birth for Females (61.4) from 2018-20, 4.9 lower than 2014-16.</p>
<p><b>SO12</b> Rate of harmful levels of alcohol consumption reduced by 4% and Drug related deaths lower than Scotland by 2026.</p> 	<p><b>ACHIEVED</b></p>	<p><b>4% reduction</b> in harmful levels of drinking and a <b>32% reduction</b> in drug related deaths since 2021 and 22% since 2017 baseline. The 5 year average drug related death rates for Aberdeen are now lower than Scotland.</p>



# Progress made during 2022/23



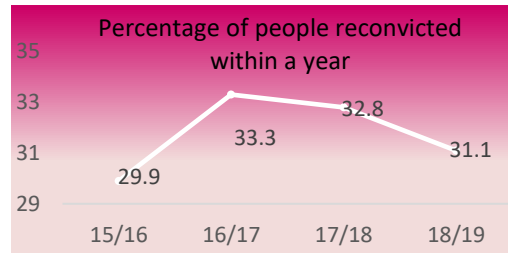
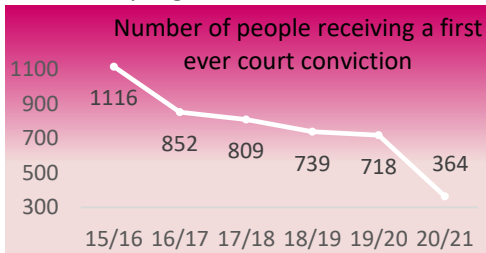
## Reducing court conviction - Stretch Outcome 10 exceeded

 **67.4% FEWER** people receiving a first ever court conviction and **2.2% FEWER** reconvicted within one year.


Data available at the end of 2021/22 shows that Stretch Outcome 10 has been achieved and exceeded with a 67.4% reduction in first court convictions, from our baseline year (2015/16) 42.4% over our 25% reduction Stretch Outcome. The reduction reported in 20/21 will have been impacted by the backlogs in the court system caused by the Covid pandemic. However, taking into consideration the impact, data shows an annual reduction in the number of first ever convictions compared to the baseline period (2015/16).

Latest data available also shows a 2.2% reduction in people reconvicted in one year since the LOIP was published in 2016. As a result of a delay in reporting

resulting from the Covid pandemic, further data on this measure has not been published. Our Community Justice Group, in the next reporting period, as part of the refresh of our Local Outcome Improvement Plan 2016-26, will review the Stretch Outcome and ensure that data is available to measure our progress.



## Supporting People to Make Progress on the Employability Pipeline

 **Improvement Project Aim Exceeded**

**63** individuals in the Justice System supported to make progress on the Employability Pipeline

**110%** over the project's original aim.


We have been working together to increase the number of individuals who are engaged with different areas of the Justice System being supported to make progress on the employability pipeline. Through our [My Way to Employment](#) project we have exceeded the original aim of 30 people being supported with 63 individuals progressing at least one stage along the Employability skills pipeline. Of the 63 people supported onto the employability pipeline 36 (57%) are in a positive destination.

To achieve these outcomes, the project created two new referral pathways: - a community and prison employability pathway for supporting people onto the employability pipeline. The pathways were supported by a new employability sub-group comprising of

HMP Grampian, DWP, Aberdeen City Council Employability Team, Aberdeenshire Council Employability Team and SDS. Specifically, they tested whether pre release employability support and having a job offer prior to release would better support those being released from custody. This was tested with two employers in the first instance (CFine and Greene King). Through this route a total of 51 were referred for the pre-release employability support. 88% (36) completed the CFine course and another 10 were interviewed by Greene King and offered employment.

## Supporting teams and victims of domestic abuse

Ensuring that people who experience domestic abuse have access to appropriate specialist domestic abuse support is a key priority and is part of our commitment to Equally Safe: Scotland's Strategy to prevent and eradicate violence against women and girls. There continues to be barriers which lead to people experience domestic abuse not seeking support. These include the stigma and shame, not recognising that what they are experiencing is abuse, not knowing where to access support and/or being prevented from accessing support by their perpetrator. Through our [support for victims of domestic abuse project](#) we have put in place a range of staff development and preventative education sessions for targeted audiences and the public at large to mitigate the barriers; increasing awareness of domestic abuse among the public and those seeking support. As a result, we have seen a 47% increase in the number of people receiving specialist support services because of domestic abuse, with 2945 supported in 2022, up from 2004 in 2021.



**Improvement Project Aim Exceeded**


**47%** increase in the number of people accessing domestic abuse support.

**27%** over the project's original aim.



Throughout 2022 training was delivered to teams across Aberdeen City Council to develop awareness of domestic abuse and develop Domestic Abuse Champions to perpetuate the learning across the Partnership. Information sessions to increase young people's awareness of local support services have also been held with North East Scotland College students. Across all sessions, an average of 68% students reported an increased awareness of local support services at the end of the sessions.

## Accessing mental health services through the Justice System



**Improvement Project Aim Exceeded**

**59%** increase in the number of people accessing mental health support in Police Custody and **55%** in HMP Grampian.

**49%** over the project's original aim.

It is well documented that many individuals in the Justice System have mental health issues. Community Planning Aberdeen are committed to ensuring that [people in the Justice System diagnosed with mental illness or experiencing mental ill health are able to access the right support](#), at the right time, from the right service. Our improvement activity has targeted developing new support pathways in HMP Grampian and Police Custody and initiating an early intervention model starting with supportive, non-judgemental conversations about mental wellbeing. We are delighted that as a result of the improvements we have exceeded our aim with a 59% increase in the number of people accessing mental health support in Police Custody and 55% in HMP Grampian.

Specifically, in the Kittybrewster Custody Suite, intentioned conversations with a Custody Nurse were held and, where consent was given, individuals were referred on to appropriate services. However, it was recognised that referrals were only part of pathway and having access to support at the point of need was also needed. To support this the project tested a pilot called "WELL Service". This pilot which started in November 2022 saw Penumbra, mental wellbeing provider, having a member of staff based within Kittybrewster during "out of hours" and accepting referrals to support individuals with a disclosed mental health issue at that point. During November and December 2022, overall, 458 individuals disclosed a mental health issue, of which 359 were prompted to access support and 32 individuals were seen by the WELL practitioner.



In HMP Grampian, a range of low intensity psychological interventions have been developed. The shorter length of these interventions and consequent lower waiting times has meant that patients have increased access to psychological treatment, both on a one-to-one and group basis. These can be a standalone treatment for mild to moderate mental health difficulties or can be a helpful first step in preparation for higher intensity interventions subsequently offered by qualified psychology staff. The delivery of short-term or single-session interventions has also allowed for a greater inclusion of remand prisoners accessing support. Previously, few psychological interventions could be offered to remand prisoners, due to the uncertain length of their time in custody.

In addition to the low intensity interventions, 1:1 including Cognitive Behavioural Therapy appointments and mental health education groups were delivered. Following the introduction of the range of interventions, 450 individuals in HMP Grampian accessed support/treatment in 2022/23, up from 290 in 2020/21 (55% increase). These supports are all now available ensuring that support relevant to the individual’s needs are available.

Patients were asked to rate the overall helpfulness of group sessions from (0) very unhelpful to (5) very helpful; the mean rating for all group sessions was between 4 and 5. Qualitative feedback from the Group sessions have been positive with comments including:

*“Overall these groups have great potential to help those open to the ideas and tools. Thank you!”*

*“Opened eyes that we’re all in similar position.”*

*“[Gained] More understanding of mental health and wellbeing, and the importance of this.”*

**Reducing Deliberate Fire Raising through Collaboration**

**12%** Improvement Project Aim Exceeded

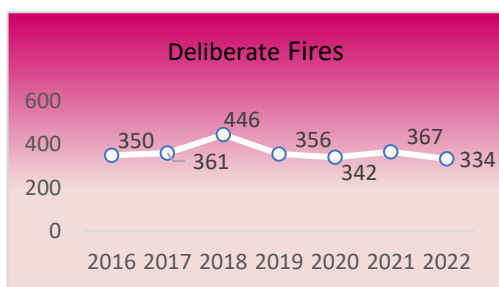
**12%** decrease in the number of deliberate fires.

**2%** over the project’s original aim.

Wilful, or deliberate, fires are an indicator of wider anti-social behaviour, consequently, actions taken to address deliberate fire-raising can have a positive impact on wider societal issues. Deliberate fires account for 10% of all incidents attended by the Scottish Fire and Rescue Service (SFRS) in Aberdeen and is a considerable pull on SFRS resources as well as that of other emergency response colleagues. Through our wilful fire project we aimed to take early intervention approaches to reduce wilful fires in the city by 10%. The interventions introduced ranged from engagement with and education of children and young people through

Fire Skills courses with referral pathways with Police Scotland, schools and Sport Aberdeen, mixed media messaging in collaboration with local media, Walk and Talks with video presentations and a Virtual Community Fire Safety Programme for schools and youth groups. We’ve also developed a leaflet for parents and carers with guidance on how to talk to young people about the dangers of playing with fire.





The changes were tested initially in the Torry and Ferryhill area as this was the area where most incidents had occurred over the baseline period of 2015-19. As a result, data for Torry and Ferryhill shows a reduction in deliberate fires of 48 to 50% year on year compared to the 5 year average. Whilst, over the whole city there has been a 12% reduction from the 5-year average of 334 (2016-20), with 328 deliberate fires recorded in 2022.

## Healthy life expectancy for all

Latest data available at the end of 2022, shows slight improvement in estimated healthy life expectancy (HLE) at birth (2019-2021) with 60.2 years for Males up from 58.3 years in 2018-2020 and slightly lower than the figure for Scotland of 60.4 years. Whilst estimated HLE at birth for Females was 61.4 years, similar to the figure for 2018-2020 of 61.3 years and the figure for Scotland of 61.1 years. Despite the improvement from the previous reporting period, it is recognised that further improvement is required with HLE remaining below the baseline period.

Through our improvement projects we are committed to tackling health inequalities through both preventative and targeted approaches. We have focused on highlighting the impact of our individual behavioural decisions and providing specialist outreach and targeted services for particularly high risk individuals, but also addressing wider environmental factors such as reducing youth homelessness, supporting opportunities to volunteer and be part of our communities and ensuring accessibility of services for all.

## Increasing our communities' capacity to promote good health and wellbeing



**Improvement Project Aim Exceeded**

**106** people supported to feel confident to promote wellbeing and good health choices

**6%** over the project's original aim.

The communities where we live, work and play have a significant influence on our health and wellbeing. Through our [good health and wellbeing choices project](#) we have trained 96 people working in our communities with Making Every Opportunity Count (MeOC). MeOC is a brief intervention being rolled out across partners to support staff to make the best of every appropriate opportunity to raise the issues of a healthy lifestyle.



Evaluation has shown increases in:

- Awareness of health and social issues that may affect people's health and wellbeing.
- Confidence in speaking about issues which may affect their health and wellbeing.
- Confidence to undertake a very brief intervention to support people to make positive health and wellbeing choices.
- Confidence in the knowledge of health and wellbeing support and signposting to services.

We've also developed a Health Issues in the Community (HiIC) course to develop community capacity and increase community participation to tackle inequalities in health. 10 staff from a range of partners undertook the tutor training in March 2023, with the first introduction to HiIC course has been delivered to Locality Empowerment Group members. Overall, 114 people have HiIC Workshops. The feedback has been positive and provided areas for further development.

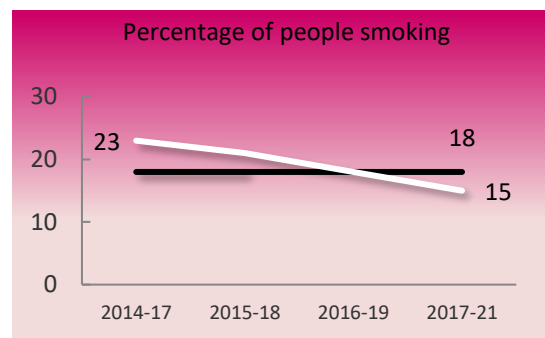
*"As a result, when looking at someone's situation I will consider it from a point of view of equity rather than equality."* LEG member

**Improvement Project Aim Exceeded**

**8%** reduction in % of people smoking

**3%** over the project's original aim.

Given the reach of MeOC, and from collaboration with our [reducing tobacco smoking project](#), Smoke Free homes training has now been included in. Through training, raising awareness and promotion of the Charter for a smoke free generation, latest data shows an estimated 15% of people in Aberdeen are 'current smokers' in the period 2017-21, 3%



lower than the last reporting period; 8% lower than the baseline period and lower than the percentage for Scotland of 16%. As at November 2022, 38 organisations in the city had signed the smoke free charter.

## Maximising opportunities to volunteer and to contribute to our communities

**Improvement Project Aim Exceeded**

**17.4%** increase in volunteer opportunities

**7.4%** over the project's original aim.

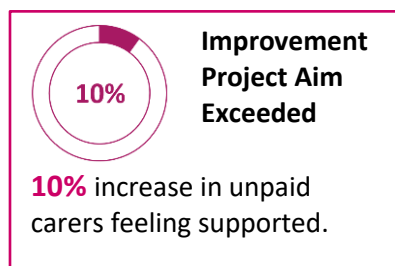
We know there is substantial economic and social value in the act of volunteering with research showing increased life expectancy and quality of life values. Through our improvement projects we have built on the [volunteering community](#) that was crucial during the covid pandemic and sought to sustain the unprecedented level of volunteering seen during that time by further developing a wide range of opportunities. Between December 2021 and March 2023, we saw a 17.4% (437 to 513 – 76 new opportunities in total) in volunteer opportunities on the volunteer hub because of consistent promotion of the Hub across media and in contact with groups and volunteers augmenting ACVO's efforts.

New opportunities developed were varied and many were to support our LOIP projects to connect in our communities and to build community capacity and resilience. We've seen the following impact: -

- Community Resilience: Community Resilience Volunteer Groups established in Culter, Bridge of Don, and Cults and two new groups in the initial stages of starting CRVGs in Ruthrieston and Midstocket and Rosemount,
- Response to Emerging situations: Significant levels of new volunteering around emerging positions such as Ukrainian refugee support and responses to the cost of living crisis, with more than 100 volunteers from across the city have contributed more than 2000 hours of volunteer time, up from c200 volunteer hours in April 2022.



## Supporting our unpaid carers



Community Planning Aberdeen recognises the vital role unpaid carers play in meeting social care needs across the city. It also recognises the challenges faced by unpaid carers and we are committed to ensuring that they receive consistent support to carry out their caring role and to take a break from caring with a range of options for respite and short break available.

Through our [unpaid carer project](#) we are testing a variety of initiatives to increase the range of support available. Data from the Health and Care Experience survey (HACE) in 2022 reported that 32% felt supported, a 10% increase compared to 2019. Similarly, there has been a 71.3% increase in the number of adult carers accessing support (594 in 2022/23 compared to 1018 in 2022/23). One initiative we've tested is the Respite Bureau which sought to increase the uptake of short breaks for Carers. Since the Bureau started in June 2022, 320 people have been referred for a short break as of March 2023. 3 further tests promoting different types of Carer Breaks were also tested this year, Doorstep Breaks, Scot Spirit and Time to Live.



We are also piloting a Wee Blether Group in the Middlefield Community Hub which aims to reduce social isolation by bringing Carers together for company and a chat, and to build better links to the local community. The Wee Blether groups are targeted at our unpaid Carers aged 55+ and they are welcome to bring their Cared-for person along. Part of our support is signposting them to ongoing activities and groups within the local community providing additional support. A second group is set to begin in July at the Bon Accord Centre. We are looking to establish a further 3 groups and all locations are based on postcode of carers to concentrate support and community building to areas where Carers are based.



## Reducing harmful levels of alcohol consumption and drug related deaths

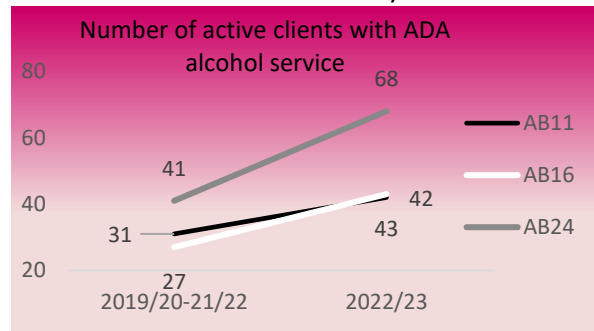
**STRETCH OUTCOME 12 ACHIEVED WITH 4% reduction in harmful levels of alcohol consumption and 22% reduction in drug related deaths.**

Alcohol is one of five lifestyle behavioural risk factors which contribute to the majority of chronic and non-communicable disease in our population. Latest data available at the end of 2022 shows that we have sustained our stretch outcome with a 4% reduction in the adult population drinking to hazardous/harmful levels in 2017-21 at 25%, down from 29% in 2014-17. The rate of alcohol related hospital admissions was 568 per 100,000 population compared to 611 in Scotland. Although in the previous period, the Stretch Outcome had been achieved, we know that the effects of harmful drinking on individuals, their families and communities are wide-ranging, and we strive to sustain the reduction achieved and have taken forward a

range of interventions in 2022/23 to achieve this.

Latest data has also shown that the 5 year average drug related death rate for Aberdeen is now lower than Scotland. Data shows that in 2022 there were 42 drug related deaths, a 32% reduction since 2021 and 22% since 2017 baseline. Whilst the Stretch Outcome has been achieved, we are not complacent and know that there is more to do and the development of innovative approaches to further reduce drug related deaths remains a priority for the Partnership.

Throughout 2022/23 we have focused on increasing awareness of alcohol risks and [widening access to alcohol interventions and support](#), including the development of a new alcohol audit screening tool to increase referrals for support both from professionals and individuals directly with a corresponding promotional campaign. As a result of the interventions and targeted campaigns we have seen the number of active clients with Alcohol and Drugs Action (ADA) Duty Drop-in service in 2022/23 increase in each of the three priority neighbourhoods against the 3-year baseline. Specifically, data shows a 35% increase in AB11, 59% increase in AB16, 66% increase in AB24 and a 112% increase in other areas.



As part of reviewing lifestyle choices, it is important that we take a moment to consider alcohol consumption: particularly as we move away from the COVID restrictions of the last few years, and now as we enter another period of difficulty with the rise in the cost of living.

We are asking anyone who consumes alcohol to check in by taking the short and anonymous quiz, and get some valuable feedback.

**Foos yer booze?**

TAKE THE QUIZ...  
[www.alcoholaberdeen.org.uk](http://www.alcoholaberdeen.org.uk)

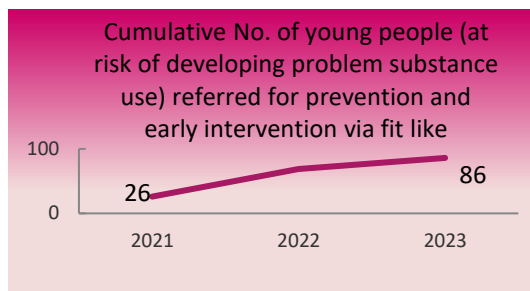
Similarly, as a result of the increased awareness of staff and the community through information sessions and resources we have seen substantial increase in the number of referrals for alcohol support, with a 322% increase from health, 22% from criminal justice and 77% from self. A new referral pathway from police has also been piloted with positive feedback to date. We have also continued to widen the number of [settings for Alcohol Brief Interventions \(ABIs\)](#), with ABIs now delivered in custody, HMP Grampian and due to commence in the housing service. This is ensuring that the access to support is accessible as possible and available directly in our priority neighbourhoods and not reliant on primary care settings.

Positive outcomes have also been seen through the targeted social media campaign and the subsequent levels of engagement with the 'Alcohol Aberdeen' online 'quiz' (AUDIT screening tool). Between June 2022 and March 2023, 455 people have completed the 'quiz', a 99% increase compared to the previous tool available in 2020/21. Of those completing the tool, 23% were identified as hazardous, harmful, or dependent and therefore support required. 92% of the 455, completed the tool in Nov/Dec 2022 directly correlating with the campaign.



## Support for vulnerable young people at risk of substance use

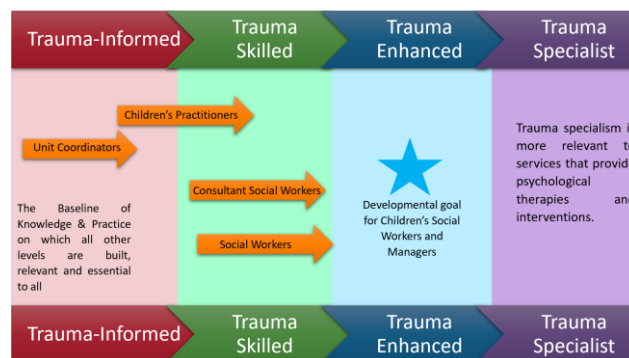
There is a strong correlation between where children grow up around substance use and those young people developing patterns of substance use characterised by increased frequency and experience of problems as well as a multitude of other adverse health outcomes. Through our [support for vulnerable young people at risk of substance use](#) project we have developed a process to identify young people who would benefit from receiving selective or indicated prevention/early intervention supports, which go beyond the scope and reach of universal prevention. We



are seeing positive outcomes from this targeted approach with 100% of vulnerable young people, identified by Education as being at risk of substance use referred for support from the FitLike Hubs.

We've also introduced a post to deliver a service to care experienced young people in the transitional phase of moving through continuing care support and to Assertive Outreach has seen 18 young people received direct support and approximately 50 young people over all supported.

One pathway for support will not suit all young people, therefore, a key improvement has been developing all our frontline Children's Social Work staff to be trauma informed and deliver trauma responsive services to ensure that all young people have access to the required support at point of first contact. A Skills and Knowledge Framework for Prevention and Early intervention (co-produced with parents) has been introduced and trauma Skilled training is now mandatory for all Children's Social work staff.




## Reduction in the number of 13-15 year olds reporting having used alcohol or drugs

100% of our schools have access to new substance use guidance and resources which have streamlined guidance and reporting process. In addition, materials for parents are available and parental workshops on various topics held as required. Through the Aberdeen City Health and Wellbeing Survey undertaken across all schools in November 2022, data shows that compared to March 2022 there has been a 5% decrease from 28% to 23% of 13-15 year olds having had a drink and a decrease from 4.6% to 3.7% of 13-15 year olds who have tried drugs.



## Reaching out to people at risk and removing barriers to accessing drug supports



**Improvement  
Project Aim  
Exceeded**

Increase in engagement with Alcohol and Drug Action drug services across our priority neighbourhoods. 26% in AB11, 23% in AB16, 42% in AB24 and 27% in other areas.

More than **10% increase** in each area over the project's original aim.

There are many barriers to people engaging with drug services and we know that a range of interventions and approaches based in the heart of our communities are required to increase engagement rates, particularly in our priority neighbourhoods. In July 2022, building on our assertive outreach approach, our [uptake of drug treatment and reducing drug related deaths projects](#) have introduced both a Sharp Response and a Crisis Response Services.

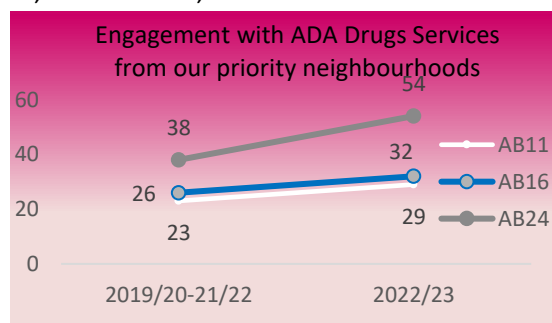


The services aimed to:

- **Identify and increase access to treatment for those at risk:** assertive outreach approach with daily crisis intervention/home visits to individuals identified at risk to provide support in their homes and encourage engagement with services.
- **Focus on harm reduction:** raising awareness of safer drug use practices, sterile injecting equipment to reduce the risk of blood borne infections and sexual health advice, read our [harm reduction case study](#) below.
- **Engage with communities:** raising awareness in the community of risks of drug use; how to respond to an overdose and where support is available; and
- **Widen referral pathways:** a direct referral pathway between ADA and the custody suite, Police Scotland was introduced.

Between July 2022 and March 2023, 226 individuals overall have been supported, with 65 individuals receiving a service through the sharp response service and 282 visits being undertaken by the Crisis Response service. In addition, there were 72 referrals from Kittybrewster Custody Suite. From the targeted approach, data has shown a 1.5% increase in uptake of drug treatment at Integrated Drug Service (IDS) from 1276 (2021/22) as an average across the year for the number of active clients at IDS to 1295 in 2022/23.

Similarly, there has been increased engagement with ADA Drugs Services from our priority neighbourhoods in 2022/23, with a 26% increase in AB11, 23% in AB16, 42% in AB24 and 27% in other areas compared to 2019/20-21/23 3 year average. There has also been a 34% increase in referrals to Assertive Outreach (AO) in 2022/23 compared to 2021/22, which has led, to referrals to the Sharp Response and Crisis Response services. In 2019/20 - 2021/22 the rate of drug-related hospital admissions in Aberdeen City was 182.4 per 100,000 population – down from 189.5 in the previous period and lower than the rate for Scotland of 228.3.




Through the Crisis Response service, a team is available daily to check in with partners in Housing (ACC), ARI (NHS), Assertive Outreach (AO) team and others to identify those at risk and who are requiring support/access to treatment. Daily crisis intervention/home visits are then undertaken, enabling rapid assessment and referral to the appropriate service. Crisis Response clients have said:

'I can't thank them enough for your help. This is above and beyond anything I ever expected.'

'Thank you for coming out and helping me again. This has been so important to me. Thank you'

**Increasing access to Naloxone – saving lives**



**Improvement Project Aim Achieved**

32% reduction in drug related deaths since 2021.

As above, latest drug related death data shows a 32% reduction (62 to 42) in drug related deaths since 2021 and 22% since 2017. The Partnership through our [fatal drug overdose projects](#) are focused on reducing drug related deaths (DRDs) through innovative developments and by increasing the distribution of naloxone. Naloxone is an emergency medication that can reverse the effects of an overdose of opioids like heroin or methadone and can save someone's life.

Reviews from past DRD have shown than many of those people who died were not in any drug treatment service but had come to the attention of many other services. By increasing the number of services who can distribute and administer Naloxone to those in need, we can get the life saving drug out to those people at risk of overdose, as well as to family members/friends of those in need. During this year, we have widened access to naloxone by increasing the number of non drug and alcohol services able to supply and/or admisnister naloxone. Most notably, Aberdeen City Council commenced distribuion of naloxone supplier and as of w/c 1 December 2022, the following ACC service points were stocking Naloxone: Marischal College Housing Team, Cummings Park Centre, Kaimhill Centre, West North Street, Len Ironside Centre, Spring Gardens, Unpaid Work, Court Team, and Central Library.

As a result of this, along with a wide ranging campaign run acrfpositiveoss International Overdose Awareness Day and throughout December 2022, there has been a 40% in the total number of naloxone kits issued, not including the Scottish Ambulance Service (SAS) data, with 1151 kits supplied in 2022/23, compared to 821 in 2021/22. Similarly, for 2022/23 there have been 622 kits supplied to persons at risk (excluding spares and SAS), compared to 426 in 2021/22, a 46% increase. Of the kits issued, 56 kits were reported as used, a 27% increase from 2021/22; 5% of overall kits supplied and 9% of kits supplied to people at risk. We have also seen increased supply in each locality, with a 40% increase in Central (226 kits), 35% increase in South (135 kits), 38% increase in North (120 kits) and 94% increase in other (64 kits) compared to 2021/22.



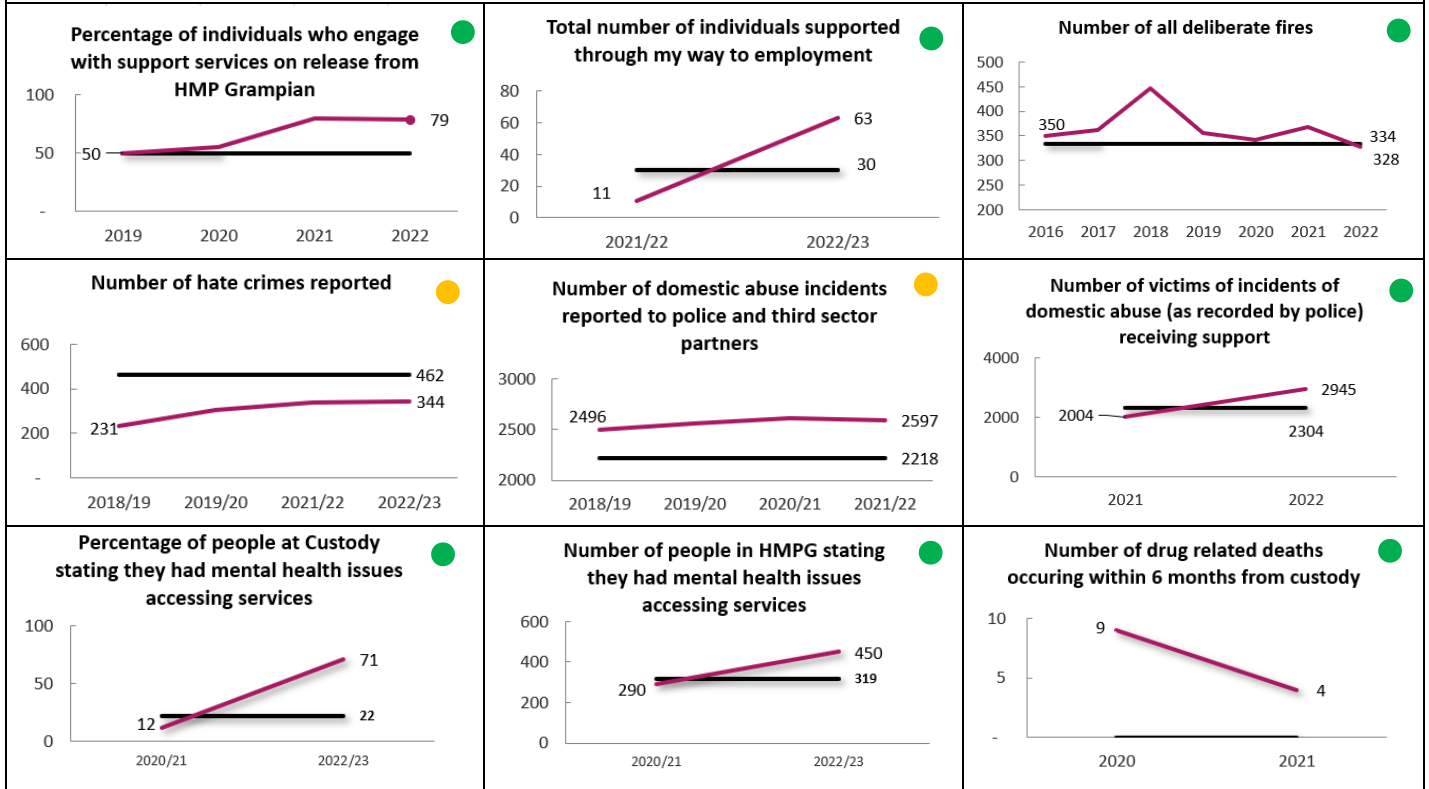
Our projects are also focusing on targeting interventions and providing support at the various settings where people are attending and needing support. We are seeing the impact of this approach. For example, through our improvements focused on **people liberated from prison** we have seen a 56% reduction in drug related deaths of people liberated within 6 months from 2020 to 2021. Various improvements have been developed, including a joint working protocol between Alcohol and Drugs Action, Justice Social Work, Integrated Drug Service and HMP Grampian to provide a clear pathway for people at risk from drug related harm on release to ensure that the various potential touchpoints are connected, and all are clear on responsibilities. Naloxone/Nyxoid kits are also now available at point of liberation (custody or prison) and between October 2022 and April 2023, 127 kits have been collected.

# What impact have we had?

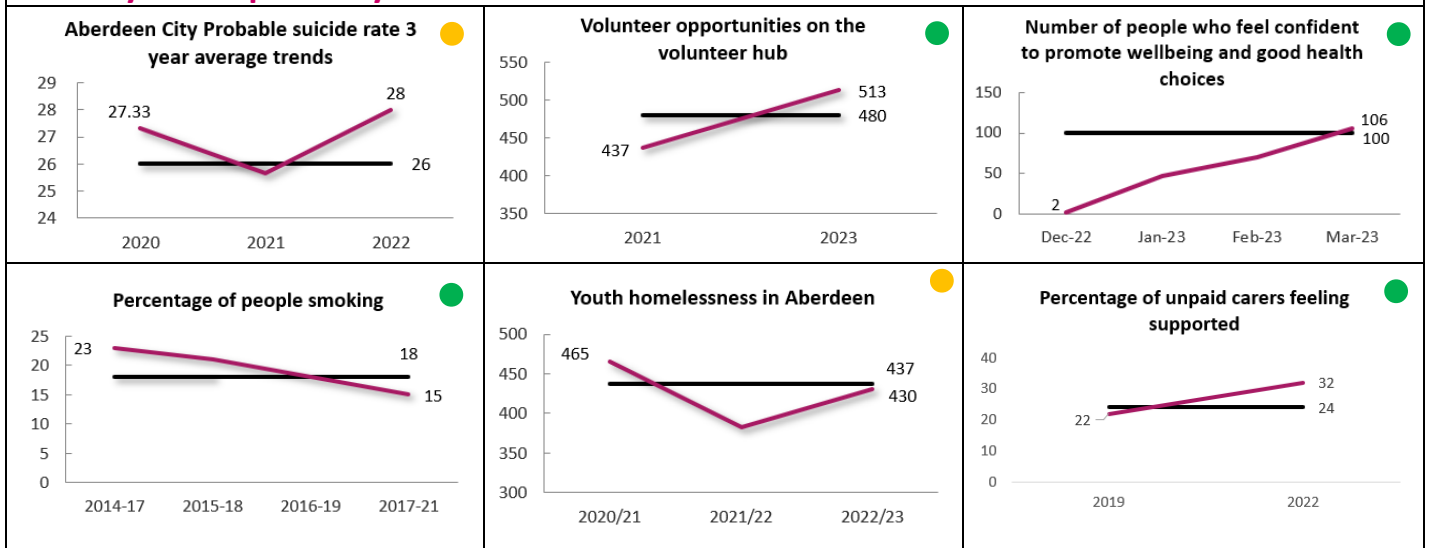
- Yes
- Getting there
- Not yet

— 22/23 improvement aim — Performance

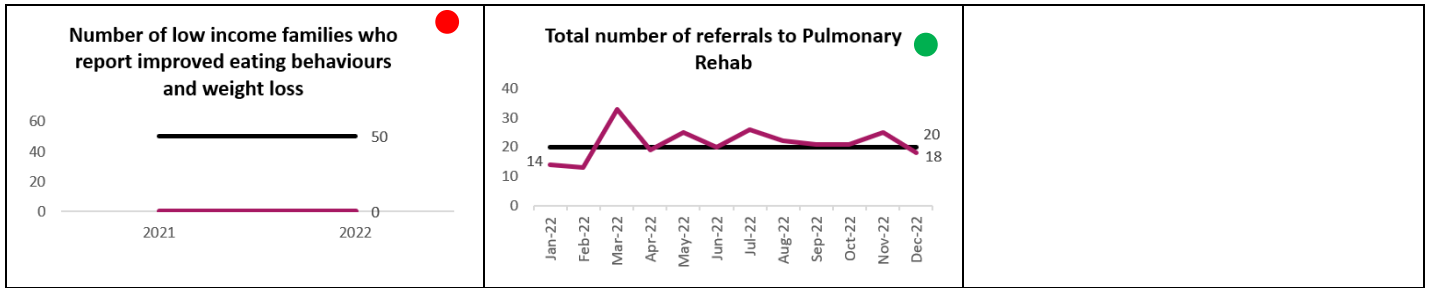
## Fewer Convictions and Reconvictions



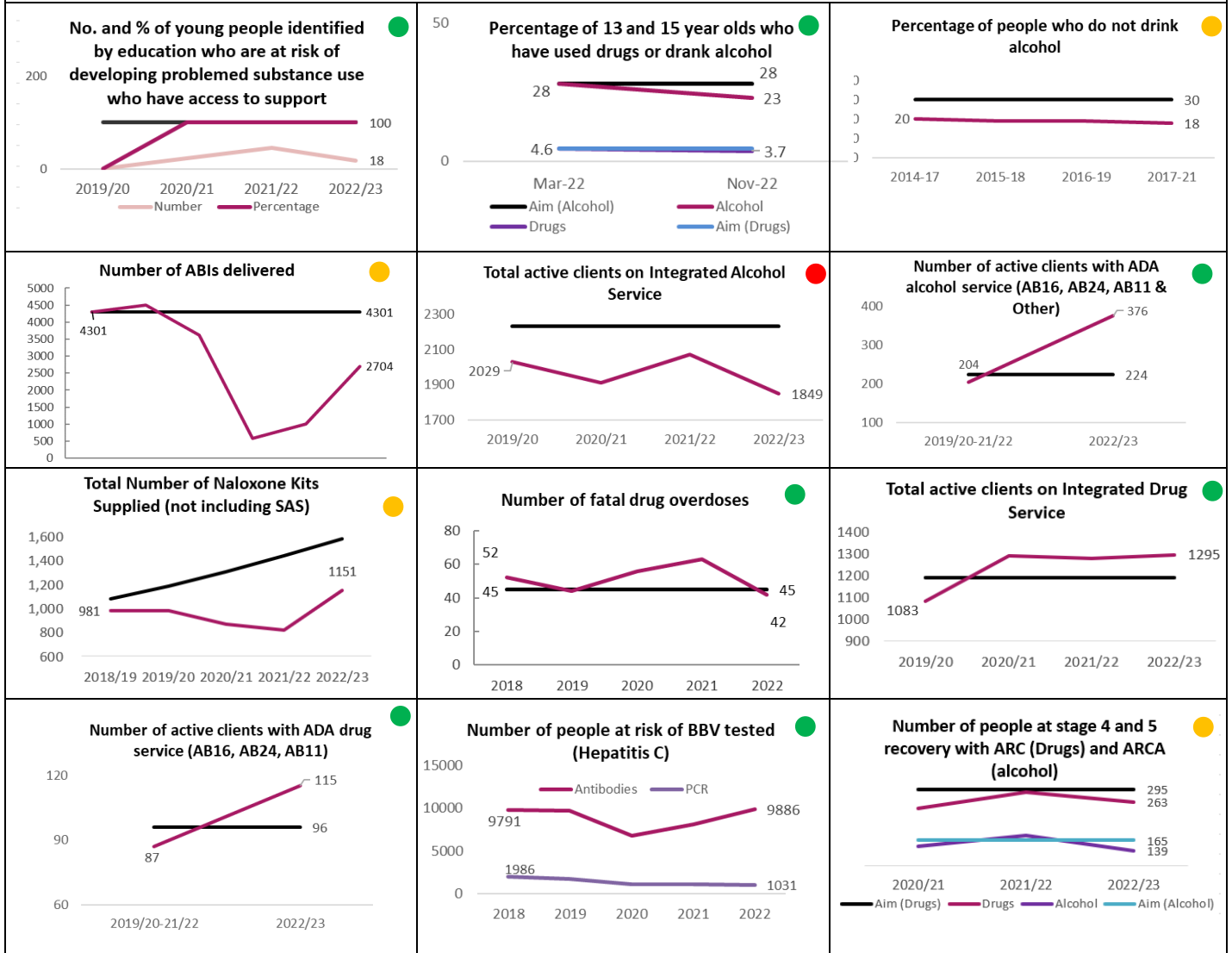
## Healthy Life Expectancy







**Lower Substance Use**



## Improvement priorities 2023/24

- Expand collaboration with local businesses to provide support and respite opportunities for unpaid carers, in particular incorporating shorter day breaks for carers throughout the year, as per carers request.
- Test a new respite facility for a year at Chapelton retirement village to provide carers with more options for respite near the city.
- Test innovative approaches to preventing homelessness through participation in the Royal Foundation of the Prince and Princess of Wales Homewards Programme.
- Using data to identify areas for targeted supports to take preventative measures to reduce suicides and improve mental health.
- Developing approaches to support low income families to have access to and make healthy food choices to support their overall health.
- Continue to tackle hate crime through expansion of Third-Party Reporting Centres and training to teams across the partnership who face and support those victimised by hate crimes.
- Further develop the whole family approach to support a reduction in drug related deaths and increase availability of naloxone through in our priority neighbourhoods.
- Spread the use of alcohol brief interventions to wider frontline settings to increase support available directly in our priority neighbourhoods.
- Utilise new recording systems in Criminal Justice Social Work to expand the access to mental health support project beyond custody and prison.

# Substance Use Harm Reduction: Improving Access to support in our Communities.

## RAPID TESTING FOR HEP C INFECTION

### What are we trying to achieve?

We are aiming to reduce the harms for people using substances such as blood borne viruses, by increasing awareness and improving ways to access testing, support and treatment.

### What are we testing?

Through our multi agency project we tested several improvements, including:

- Sharp response **mobile needle exchange delivery**



- A **Cepheid Machine** which allows testing for Hepatitis C to be offered in the heart of our communities (alongside testing for Hepatitis B and HIV) providing individuals with direct access to treatment.
- A public awareness campaigns highlighting the opportunity to cure people of Hepatitis C and tackling the stigma associated with HIV. This also includes a new HIV quiz to check your knowledge of HIV and find out where you can get tested, treated and supported if necessary.



### The Cepheid Machine

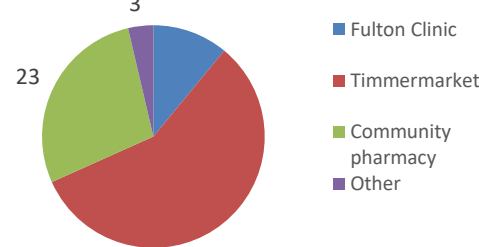
#### What are the benefits?

- Completes a quick finger prick test, producing a Hepatitis C result within an hour. If someone is reactive for Hepatitis C, treatment can be arranged to start within the same appointment.
- Is mobile which means testing can be offered testing in venues at the heart of the community, giving people flexibility in choosing where to come for a test. Some people would never be tested without the use of Cepheid in some settings.
- Testing for Hepatitis B and HIV is also offered via Dry Blood Spot (DBS) Testing, a similar finger prick method but slightly longer result turnaround times (generally within a week).

#### What outcomes have been achieved?

- **82** samples obtained using the machine, **96%** in a community setting.

Location of Cepheid Test



- Of the **82**, Hepatitis C reactive was detected in **12%** of cases, **60%** of which have commenced treatment.
- Read the impact on the next page

### Mobile needle exchange delivery

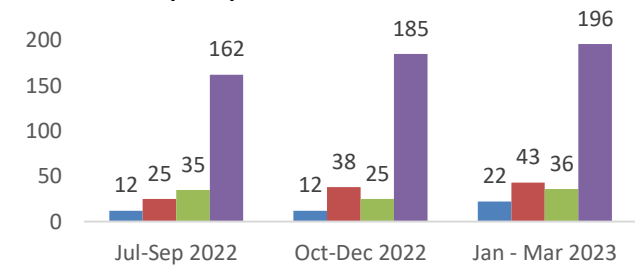
#### What are the benefits?

- Provides sterile equipment reducing the risk of people using contaminated needles and the infection of blood borne viruses.
- Increasing engagement and referrals to treatment services
- Provides advice and support for other services, such as sexual health.

#### What outcomes have been achieved?

- **543** injecting equipment deliveries between July 2022 and March 2023
- **46%** of deliveries were to our 3 priority neighbourhoods

Sharp Response Services IEP Deliveries



#### What impact have we had?

*'The people delivering to my house were perfect, extremely nice and always checking in on me and showing genuine concern and care'. A Sharp Response client*

# What impact has this had?

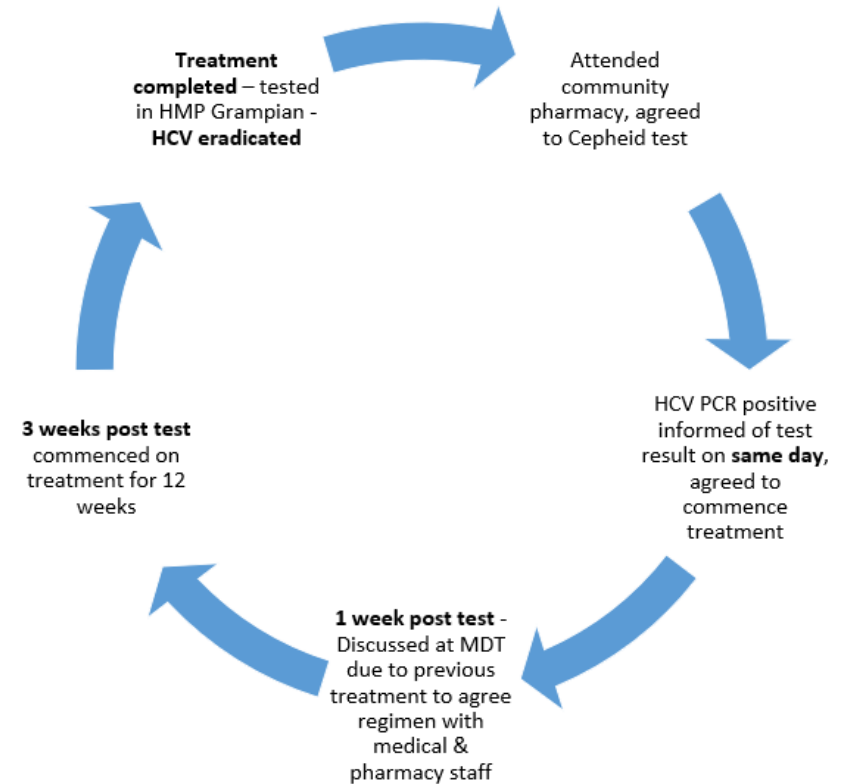
## Example of trying to engage an individual in BBV testing prior to Cepheid machine:

**machine:** Person A was known to have risk of BBV due to prior injecting use of substances. Person A not on any opiate replacement therapy (ORT) so did not attend a community pharmacy (where DBS testing can be completed). Person A was known to have Hepatitis C Virus (HCV) antibodies, but no test had been completed to confirm ongoing infection (HCV PCR). However, had through other routine medical appointments suggested they would like treatment if required.

Person A attends hospital and cannot have a traditional sample (blood) taken. A DBS sample is obtained and their liver is checked for fibrosis via a scan. The test result is returned around 16 days later but the person has been discharged. The person is contacted several times but there is no response. A month later the person is reviewed by a Community Psychiatric Nurse, who lets them know their test result and refers them for treatment. It is around **two months** from the test being completed to the person starting treatment.

**If using Cepheid:** The patient would have had the result on the same day and treatment agreed whilst still an inpatient and the process would have been smoother and quicker and potentially would have been cured of their infection in the same timeframe (treatment usually taking anything between 8-12 weeks to complete).

**Engagement with Cepheid machine available:** Person B is known to be injecting substances and has been in and out of prison previously. They self-report sharing injecting equipment, which presents a risk of infecting others with BBVs. Person B has some recall of being treated previously whilst in prison but cannot remember if they cleared (cured) the virus. When tested again; result shows ongoing infection. They are offered an appointment to attend for treatment but do not attend. They latterly attend a community pharmacy where Cepheid is being offered:



**Cepheid** re-engaged this person in treatment and cured them of their virus quicker and reduced the risk of onward transmission to others.





# Prosperous Place

## Our Stretch Outcomes

What we are working towards	How we are doing	
<p><b><u>SO13</u></b> Addressing climate change by reducing Aberdeen's carbon emissions by at least 61% by 2026 and adapting to the impacts of our changing climate</p>	<p><b>PROGRESSING</b></p>	<p><b>46.3%</b> reduction in carbon emissions from baseline.</p>
<p><b><u>SO14</u></b> 38% of people walking and 5% of people cycling as main mode of travel by 2026.</p>	<p><b>PROGRESSING</b></p>	<p><b>34%</b> of people walking, a 6% increase from 2017. <b>4%</b> of people cycling, a 1.6% increase from 2017.</p>
<p><b><u>SO15</u></b> Addressing the nature crisis by protecting/ managing 26% of Aberdeen's area for nature by 2026</p>	<p><b>PROGRESSING</b></p>	<p><b>17%</b> of land is protected for nature and this has remained static.</p>



# Are our changes resulting in improvement?

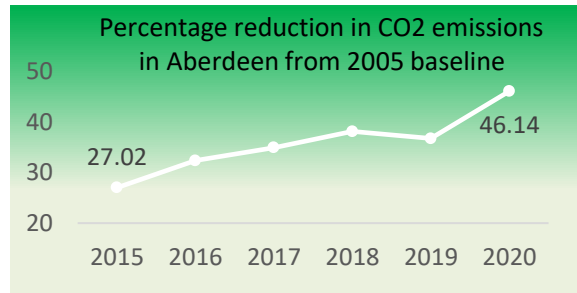


## Stretch Outcome 13 progressing with 46.3% reduction in carbon emissions and initiatives to reduce carbon emissions

**STRETCH OUTCOME 13  
PROGRESSING WITH  
46.3% reduction in  
carbon emissions.**



Latest data available at the end of 2022 shows that we have continued to reduce our carbon emissions with a further 7.7% reduction since the last reporting period with 1,010.6 ktCO<sub>2</sub>e down from 1,166.9 ktCO<sub>2</sub>e in 2019 and a 46.3% reduction since our baseline of 2005.



It is heartening to see the positive outcomes through national and system based efforts, as well as through our collective improvement aims. Our improvement activity through Community Planning has multiple positive benefits on health and environment including active travel, nature for health, and food growing. It is all part of the movement we are trying to cultivate and there are successes from improvements in infrastructure, technology and changes to our lifestyles and behaviour all of which contribute to the Aberdeen Climate and Nature Pledge that has been developed and launched this year. The Pledge was launched, in conjunction with the Net Zero Aberdeen Route map and Aberdeen Adapts Framework, to accelerate action towards net zero, climate resilient and nature-positive city.

**net zero Aberdeen** | **Aberdeen Adapts**

Towards securing a just future of net zero emissions and climate resilience for Aberdeen.

Find out more, join the movement, make a pledge to act.

Through our Green Champions, staff volunteers that help identify areas of improvement and drive change within our partner organisations to encourage sustainability, we have seen 8 green initiatives tested over 2022/23 with 204.944kgCO<sub>2</sub>e carbon emissions saved since the project started in June 2021. Initiatives have included:

**GREEN CHAMPIONS**

Summary of activities 2022-23

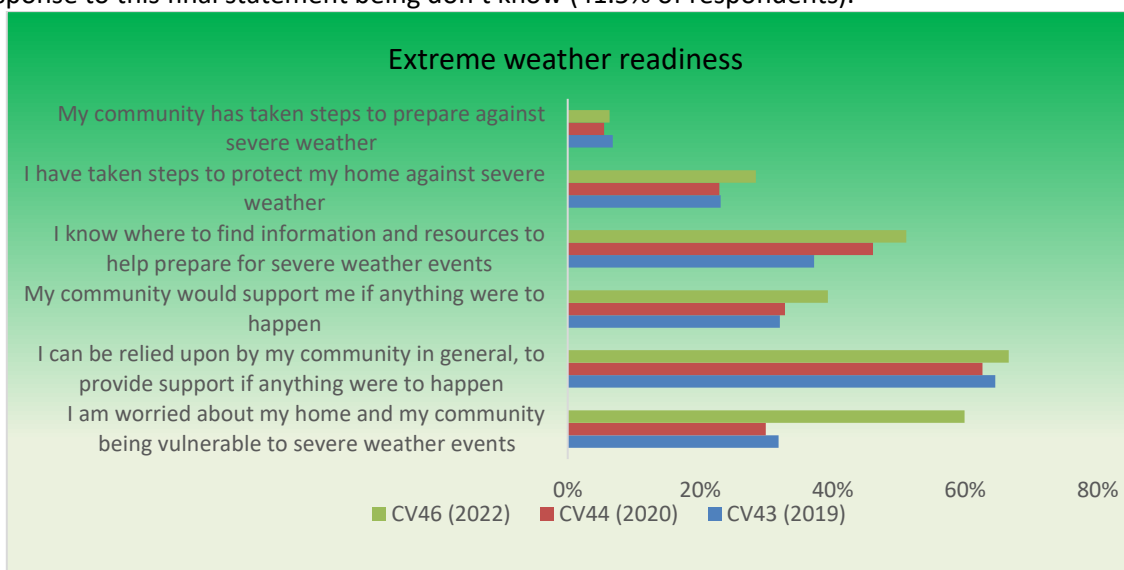
**8 INITIATIVES**

- Food Waste Collection
- Clothes collections for Ukraine- 145.5kg collected
- Step Challenge
- Love to Ride/Cycling Challenging- 620 miles cycled
- Workplace Growing- Spring-harvest visit to nurseries
- Repair What you wear series.
- Pass it on Museums & Galleries crates upcycled for community projects
- E-Learn Competition

## Building community resilience

We know that when emergencies happen that there are many people keen to help their community but are not sure how. During winter 2021/22 when we experienced storms Arwen, Malik, and Corrie we saw the importance and impact that the Peterculter, and Cults and Milltimber, Community Resilience Groups formed by the areas' Community Councils had on supporting the community to respond to these storms. Resilience groups keep people informed, have a role for all, they bring residents in a community together, helps communities feel safe and prepared for emergencies, and people become more community spirited.

Data from our City Voice in 2022, showed that over half (59.9%) of respondents agreed (either strongly agree or agree) that they were worried about their home and community being vulnerable to severe weather events, double the response in 2020 (30%). While 66.6% of respondents agreed that they could be relied upon to by their neighbours or community to provide support if anything were to happen, only 39.3% agreed that their community would support them if anything were to happen. Just over half (51.1%) of respondents said they would know where to find information and resources to help prepare for severe weather events. Over a quarter (28.4%) of respondents reported they had taken steps to protect their home against severe weather and only 6.3% thought that their community had taken steps to prepare against severe weather with the most common response to this final statement being don't know (41.5% of respondents).



Through our [community led resilience project](#) we are focused on building on this and supporting the establishment of Community Resilience Volunteer Groups in each of our communities, particularly those at risk of flooding, to ensure that our communities, where possible, are trained in what to do and how to best help the emergency services in these situations.

The project led by Aberdeen City Council and Scottish Fire and Rescue Service has helped organisations set up their own resilience group by providing help with training, grants, developing a resilience plan and insurance, which will help communities feel safe and prepared for emergencies. Resilience groups keep people informed, have a role for all, bring residents in a community together, helps communities feel safe and prepared for emergencies, and people become more community spirited. As a result, we currently have 3 Community Resilience Groups, namely: Culter; Cults Milltimber and Bieldside and Bridge of Don & Danestone all of which have resilience plans in place.

“We are delighted with the privilege to partner with the council and other agencies located in north of the city to provide community support as part of the community resilience volunteer group and be there for people when they need us”.


**Spokesperson for The King's Church Aberdeen**

As well as development of resilience plans, we have supported resilience with 47 community emergency resilience boxes issued in December/January 2023 to a variety of community locations. Battery generator packs are also being provided to the 3 existing Community Resilience Groups to assist the overall response to a power outage emergency.

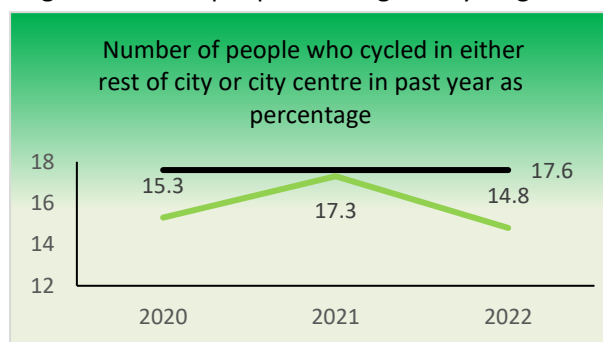
## Promoting Walking and Cycling

Small changes to the way we travel can play a big role in helping to reduce the impact of climate change, as well as health benefits individually and for our communities. We are working with our communities to promote and enable everyone to walk, wheel or cycle for recreation and transport and to therefore support our environmental and health outcomes.

Data from City Voice in 2022 shows that walking has increased as the mode of travel most commonly reported as easy or very easy and is the most common choice for travel within the City Centre, with 76.8% compared to 63.2% in 2021. Similarly, there has been an 11.3% increase in respondents who walked as one mode of travel in the past year, 89.1% up from 77.8% in 2021. Throughout 2022/23 our [walking project](#) has been working on a project that came about as an improvement idea from the Central community to make walking more accessible and encourage more people to walk to appointments at the Foresterhill Campus, having highlighted that it was not accessible for all to walk the full distance in one go. This has involved a variety of partners to get a series of park benches installed on Hutcheon Road and Westburn Road to the Foresterhill Campus to test if having places to stop and rest on their journey encouraged more people to walk. Nine locations were identified along the route and working with the landowners by March 2023, eight of the nine benches were installed. Pedestrian counts pre and post bench have been scheduled and we will report the impact in the next reporting period.




Whilst, walking is increasing, City Voice shows that the percentage of people using a standard pedal bike was lower in 2022 than in 2021, with 14.8% of respondents cycling as one mode of travel in the past year – down from 17.3% in 2021. This may be a levelling out linked to the pandemic and the large increase in people walking and cycling that was seen during the Covid-19 restrictions.



We continue to recognise the importance of road safety and of children and adults having access to training to build their confidence to cycle. Through our [cycling project](#) we are encouraging people to undertake adult cycling courses, but also to increase capacity of courses encouraging people to be cycling trainers. This year seven people have become certified to conduct risk assessments, plan, develop and deliver cycling sessions based on the National

Standard for cycling to anyone that wants to cycle. We also recognise that not everyone has access to a bike comes at a cost and not all can make this financial commitment, particularly with the cost-of-living crisis. In response to this and to support our reduction of waste project, a new bike recycling initiative will commence from June 2023 which will see bikes recycled, repaired, and reused and will provide discounted and affordable bikes, as well as a referral scheme for those who otherwise may not be able to own their own bike. As well as making bike ownership accessible, it helps the circular economy, reducing the needless waste of unwanted bikes going to landfill.

## Communities developing green spaces and food growing



**Improvement Project Aims Exceeded**

**122%** increase (23 to 51) in the number of community run green spaces and **1733%** (3 to 55) increase in food growing projects.

Our community [run green space and food growing projects](#) have continued to thrive and achieve positive outcomes with 55 food growing projects in schools, communities, and workplaces as at March 2023, an increase of 52 since February 2022. This was made up of 19 in North, 14 in South & 22 in Central Localities. Similarly, there were 28 new community run green spaces established in 2022/23, a 122% increase (23 to 51) since March 2022 and a 920% since the project started in February 2021. Volunteers from communities across the city have enabled these outcomes to be achieved and we are delighted to report that 4792 volunteers are helping manage green space across the city, a 16% increase since 2021/22 (4125 people). 68% of respondents to the City Vice reported being satisfied with the overall quality of green / open spaces in the City – up from 64.5% in 2021.

## Collaboration is at the heart our approach to climate change Nature preservation

Scotland’s nature is in decline. The United Nations Sustainable Development Goals (SDGs) are embedded throughout the LOIP and help create a common understanding and goal across all our stretch outcomes of the impact and role we all play in creating a sustainable environment. Climate change alongside habitat loss and pollution is threatening our diverse wildlife and environment and we are committed to working together to [manage at least 10% of our land for nature](#). In November 2022, we launched the Aberdeen Climate and Nature Pledge. The Aberdeen Climate and Nature Pledge is open to businesses, organisations and members of the public to pledge their support and actions towards our city-wide goals of reducing emissions and adapting to the effects of climate change and recovering nature across our city. Between November 2022 and March 2023, 70 organisations and individual/household pledges were made, of which 20 organisations have given their pledge to manage at least 10% of their land for nature.



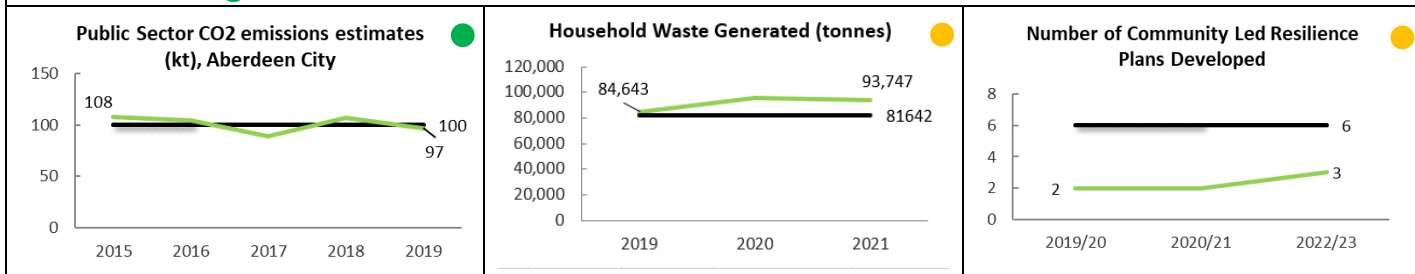


# What impact have we had?

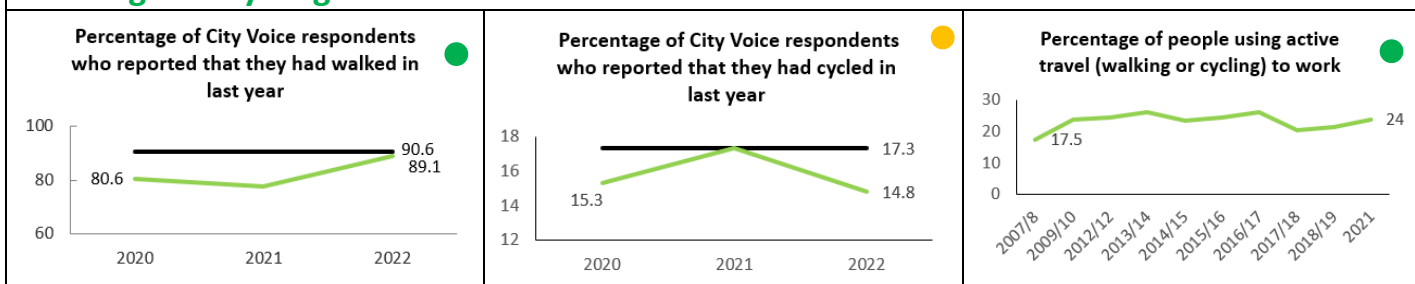
— 22/23 improvement aim — Performance

- Yes
- Getting there
- Not yet

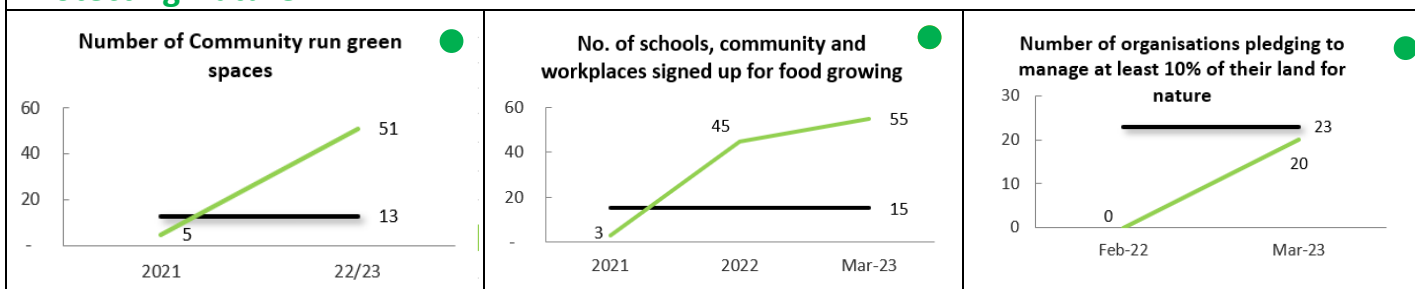
## Climate Change



## Walking and Cycling



## Protecting Nature



## Improvement priorities 2023/24

- Support communities to develop community resilience plans, with plans in place for all communities at risk of flooding.
- Develop and implement innovative improvements to reduce waste.
- Explore the development of community reuse hubs.
- Launch the bike recycling project increasing access to bikes for all to support both an increase in people cycling and reducing waste.
- Pilot social prescribing for nature.
- Continue to promote and increase number of organisations pledging to manage at least 10% of their land for nature.





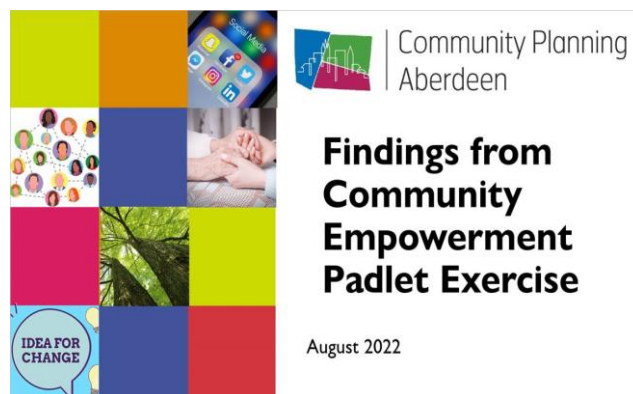
# Community Empowerment

## Our Stretch Outcome

What we are working towards	How we are doing
<p><b>SO16</b> 100% increase in the proportion of citizens who feel able to participate in decisions that help change things for the better by 2026</p>	<p><b>PROGRESSING</b></p> <p>24% of City Voice respondents scored 5 and above (out of 1-7) feel able to participate in decisions that help change things for the better.</p>

## New Community Empowerment Strategy published

In 2022 we sought the views of the public, our partners and stakeholders on what success in community empowerment looks like for them through a padlet exercise, an online whiteboard to support the development the development of the new Community Empowerment Strategy. The [Padlet Findings](#) were explored through workshops at the Community Empowerment Network meeting held on 28 July 2022 which was open to all. The feedback from the engagement helped define the overall aim of the strategy and the themes for improvement.



Then, in November 2022, Community Planning Aberdeen approved a new Community Empowerment Strategy to complement and support the Aberdeen City Local Outcome Improvement Plan (LOIP), recognising that we need an active and inclusive citizenship where all people have a voice and ability to influence what happens to them and their community. The ambition of the Community Empowerment Strategy is for all communities across Aberdeen to be equal community planning partners in realising the LOIP's vision.



At the beginning of the year, following publication of the Strategy, the Community Empowerment Group started making visits to community groups as part of the Community Empowerment Network Road Show. This will continue throughout the year as part of ongoing efforts to work more closely with communities.

## New Stretch Outcome 16

The strategy defines what improvement in community empowerment will look like by 2026 by introducing a new 16<sup>th</sup> Stretch Outcome which aims to achieve a:

**“100% increase in the proportion of citizens who feel able to participate in decisions that help change things for the better by 2026.”**

Underpinning Stretch Outcome 16 are [seven improvement project aims](#). These are the projects that the Community Empowerment Group has prioritised to achieve the overall stretch outcome each of these commenced in April 2023. They include:

 <p><b>City Voice</b> Representativeness and response rate of the City Voice</p>	 <p><b>Child Rights</b> Decisions which impact on children and young people are informed by them</p>	 <p><b>Testing Community Ideas</b> Working with communities to design and test their ideas</p>
 <p><b>Community Involvement</b> Number and diversity of community members participating in community planning</p>	 <p><b>Community Funding</b> Community led organisations feeling supported to access funding</p>	 <p><b>Celebrating Communities</b> Community led projects celebrated and promoted</p>
 <p><b>Capacity Building</b> Staff and community capacity building to work together</p>		

## Communities coming together

As part of the launch of the new Community Empowerment Strategy, the Community Empowerment Group held the first Community Gathering event on 13 May. The event provided an opportunity for people and community groups from across the City to come together to connect and find out about what is going on in their local community.

121 people attended (87 general admission, 28 exhibitors and 69 workshop participants), not including people who dropped in on the day. The main event was an exhibition of community information with 25 community exhibitors. People gathered to wander around the stalls and learn about the different opportunities to get involved in their local community.



Community Planning Aberdeen

# COMMUNITY Gathering

**Free Admission** Saturday 13 May 10-1.30pm | Cowdray Hall (via Aberdeen Art Gallery)

**Drop in and join the fun**

**COME AND JOIN US**  
Find out what's going on in your community, connect with community groups, find out how to volunteer.

Sign up → to participate in workshops on the day.

Tea, coffee, food, stalls, raffles, activities for children.

NIHR Health Departments Research Collaborations Aberdeen | acvo | grec

Attendees were also invited to book onto the three workshops on the following areas throughout the morning:

1. What does good community engagement look like and what support and resources do we need to be more active in our communities?
2. How can we improve the health of our communities? Come and find out more about the role of a citizen researcher?
3. Child friendly participation activities for children and young people aged under five and aged 5-12



Read a summary of the workshop findings in the full [Community Gathering Event Playback Report](#)

### Communities taking action

Our three Locality Empowerment Groups (LEGs) are made up of local people interested in improving the quality of life for people living in their community. Members use their own knowledge and experiences to influence priorities, help determine solutions and drive the development and delivery of the North, South and Central Locality Plans. As well as the LEGs we have three Priority Neighbourhood Partnerships (PNPs) which focus on some areas of the City which experience the greatest disadvantage. These partnerships were set up in 2017 before we had LEGs and continue to meet to discuss local community issues. The LEGs and PNPs work together to take shared priority issues forward. See table 1 below for our localities, neighbourhoods, and priority neighbourhoods.

To support our LEGs/PNPs, a new integrated Locality Planning Team was created in February 2023. Since February 2023, the team have undertaken a rationalisation exercise of the community ideas captured within the North, South and Central Locality Plans; prepared easy read versions of the three Locality Plans; and developed annual reports. They will be used to re-new community interest in Locality Planning and getting involved through their local community group or by joining a Locality Empowerment Group or Priority Neighbourhood Partnerships. The Locality Empowerment Groups relaunched in April/ May 23, whilst the Priority Neighbourhood Partnerships have continued to meet since 2017.

Table 1. Localities, neighbourhoods and priority neighbourhoods

Localities	North	South	Central
Neighbourhoods	1. Dyce	1. Culter	1. Tillydrone
	2. Danestone	2. Cults, Bieldside, Milltimber & Countesswells	2. Old Aberdeen
	3. Oldmachar	3. Hazlehead	3. Seaton
	4. Denmore	4. Braeside, Mannofield, Broomhill & Seafield	4. Woodside
	5. Balgownie & Donmouth	5. Garthdee	5. Hilton
	6. Bucksburn	6. Ferryhill	6. Stockethill
	7. Heathryfold	7. Kincorth, Leggart & Nigg	7. Ashgrove
	8. Middlefield	8. Torry	8. George Street
	9. Kingswells	9. Cove	9. Froghall, Powis & Sunnybank
	10. Northfield		10. Midstocket
	11. Cummings Park		11. Rosemount
	12. Sheddocksley		12. City Centre
	13. Mastrick		13. Hanover
	14. Summerhill		14. West End



<b>Priority neighbourhoods (Based SIMD analysis)</b>	7.Heathryfold 8.Middlefield 10.Northfield 11.Cummings Park 13.Mastrick	7.Kincorth 8.Torry	1.Tillydrone 3.Seaton 4.Woodside 6.Stockethill 7.Ashgrove 8.George Street
<b>Locality Empowerment Group</b>	<b>North LEG</b>	<b>South LEG</b>	<b>Central LEG</b>
<b>Priority Neighbourhood Partnership</b>	<u>Wider Northfield</u>	<u>Torry</u>	<u>Seaton, Woodside &amp; Tillydrone</u>
<b>Locality Plans</b>	<u>North Locality Plan</u>	<u>South Locality Plan</u>	<u>Central Locality Plan</u>

Through our LEGs/PNPs members are supporting our LOIP projects develop, and test improvements identified by their community. They provide a community voice on the project team and help ensure the Community Planning Partnership is listening to community ideas. One example of this, is from our active walking project. In this project, the Central community had an improvement idea that installing benches on a key walking route between Hutcheon Road and Foresterhill Campus would make walking more accessible and encourage more people to walk to appointments at the Foresterhill Campus, having highlighted that it was not accessible for all to walk the full distance in one go. Working with the community connector the project identified locations for the with nine locations identified along the route and working with the landowners by March 2023, eight of the nine benches were installed. Pedestrian counts pre and post bench have been scheduled and we will report the impact in the next reporting period. Through the community promotion of the benches is now being developed.

## Building the capacity of our communities to get involved

There are many ways people can get involved in the work of Community Planning Aberdeen to make things better for their local community and influence how public services are delivered in their area to meet their needs. We are committed to enabling all citizens to participate should they wish to. To support this, in partnership with SCDC, we have been offering free training sessions for community members and partnership staff on what good community engagement looks like using the national standards for community engagement. Partner staff and LOIP improvement project teams are being encouraged to attend this training to strengthen their engagement with community members. This is in addition to the development of the online tools and resources webpage for communities. 51 community members attended the engagement training.


Training on the improvement methodology to upskill all who want to be involved and build their confidence in being involved in multi-agency improvement projects has also been developed and initial testing completed with the community. By actively encouraging communities to be involved in our improvement projects we hope to avoid the need for communities to make a formal participation request. Over the last year we have had 0 participation requests.




Are you enthusiastic about improving your community?


We need you!

Involvement could include...

 Providing a voice on behalf of the people and communities across your neighbourhood

 Sharing your knowledge, skills and experience

 Getting involved in work to improve your community

 Supporting the development and delivery of Locality Plans



This is a QR code, scan using your phones camera and it will take you to the Community Planning Website where you can find out more!

 Community Planning  
Aberdeen



## Community Learning & Development

Community Learning and Development (CLD) empowers people of all ages to work individually or collectively to make positive changes in their lives, and in their communities. Whether someone wants to better their personal situation or make things better for their family or the wider community, it is about giving people the skills and confidence to be able to go after what they want and to succeed regardless of their background or current circumstances. Key improvements and outcomes across Youth Work, Community Development and Adult Learning are detailed below:

### Youth Work

- Youth work activities engaged 2074 young people (aged 10-18 years) and 689 children (aged 5-9 years) in positive experiences developing new skills and abilities, with 1648 of those young people reporting improved mental health and wellbeing as a result of their engagement with youth work.
- The Saltire Awards in Aberdeen continue to recognise and enhance volunteering by young people in the city for 2,459 young people. These awards, which are for volunteers aged 12-25 and co-ordinated by ACVO, continue to contribute positively to employability skills.
- Children and young people in the majority of primary and secondary schools in the City continue to benefit from youth work support through Scottish Attainment Challenge Funding and over 100 young people identified as unlikely to secure a positive destination benefited from youth work programmes.
- Youth Participation and Empowerment is central to our work with young people. Alongside schools and community-based engagement programmes, the youth work team continue to provide support to 3 key groups who represent the views of young people across the city locally, regionally, and nationally, these being Aberdeen Youth Movement (AYM) (formerly Aberdeen City Youth Council), Northern Alliance – Youth Advisory Group and Scottish Youth Parliament (SYP).
- The new youth-voice group Aberdeen Youth Movement (AYM) was established in 2023. A new approach to youth participation, the AYM aims to provide a place for young people to express their views and use their voice in a less formal environment than was the case with Aberdeen City Youth Council. A key goal is to represent all groups of young people, capturing the hidden voices, and communicate their needs and wants both locally and nationally.
- During 2022/23, 1888 children and young people registered to take part in youth work activities and 644 activities. Children and young people are reporting that participation in youth work activities is having a positive impact on their emotional and mental wellbeing.
- During 2022/23, 31 children and young people gained a Dynamic Youth Award and 73 gained a Hi-5 award. The CLD youth work is supporting partners to deliver Dynamic Youth Awards.
- The youth diversionary hub in the Mastrick area of the city continues to provide young people with opportunities to meet up out-with school time and take part in sports and arts activities. Antisocial behaviour in the area continues to decline. It is now in its second year and its positive impact on reducing vandalism and promoting young people's wellbeing continues. As an offshoot of the Hub a group for primary 6 and 7's was set up in the local community centre.

## Community Learning and Development Community Projects

Community groups have been funded to provide Community Learning and Development (CLD) in priority neighbourhoods, focusing on working with vulnerable and disadvantaged people and families affected by poverty, including those most impacted by the Covid-19 pandemic and the cost-of-living crisis. The funded projects continue to contribute to the LOIP Stretch Outcome 1: No one will suffer due to poverty by 2026, by mitigating the causes of poverty and supporting vulnerable people, families, and groups in priority communities, and to the Community Learning and Development Plan 2021-24. The projects provide a range of activities and support, including access to free food and food pantries and support on fuel poverty, welfare reform, benefits, financial inclusion, employment, health and wellbeing, isolation, and social exclusion. As a result:

- Over the year 3,937 people participated and over 261 volunteers contributed 32,625 volunteer hours. 2,569 adults, 808 young people and 560 children were supported.
- 806 children and young people took part in CLD activities, 357 young people participated in diversionary activities, 236 took part in programmes that were explicitly about promoting good mental and physical health, and 423 reported that their confidence had increased.
- 849 adults took part in CLD activities, and 70 moved on to positive destinations (education, employment, training, volunteering). 309 people took part in programmes that were explicitly about promoting good mental and physical health, and 90 participated in employability activities.
- Support was given to 3,833 people affected by poverty, 193 ethnic minority households, 327 disabled people, 21 people with no recourse to public funds, 959 lone parents, 1585 families with children, 91 larger families (3+ children), 27 kinship carers, and 23 care experienced young people were supported.
- 14,811 people were provided with free food and 321 with fuel vouchers through the projects.

## Adult Learning continues to support our communities

2314 adults have been engaged in adult learning activity and the city-wide family learning offer provided 250 activities to 481 adults (and their 389 children/young people), resulting in an improvement in knowledge, skills, confidence, access to additional support services and the removal of barriers to future learning and engagement.

Adult Learners are equipped to meet key challenges and transitions in their lives including digital inclusion, literacy, numeracy, ESOL and financial resilience. Many learners are supported to move on to further learning, volunteering, and employment opportunities. Key achievements include:

- 818 adults reported improved mental health and wellbeing outcomes because of their engagement.
- 54 adults completed nationally recognised awards through CLD activity (SCQF levelled and awards such as Adult Achievement Award)
- The Adult Learning Network (started in September 2021) continues to develop as means for partners to network, reduce duplication of adult learning opportunities and co-ordinate new provision. A range of partners including WEA, NESCOL, Aberdeen University, Skills Development Scotland, Aberdeen Science Centre, LEAD Scotland, GREC, SHMU, Police Scotland, ACC Adult Learning/Family Learning/Healthy Minds/Refugee/Libraries/Creative Learning teams have been involved over the last year.
- The English for Speakers of Other Languages (ESOL) subgroup has been working well for the last year and has developed a streamlined ESOL service across all providers in Aberdeen. CLD Adult Learning team assessed the learning needs of over 600 Ukrainian learners since May '22 and delivering more than 40 ESOL classes at Beginner/Intermediate level, to Afghans, Ukrainians, and wider communities.

### Supporting those in need through Community Development:

- 171 Community Groups supported, 1064 adults and young people reached and engaged with through one off promotional events/drop-ins/community events/engagements.
- Increased levels of community volunteering
- Ukrainian integration - Over 100 volunteers helped bring properties to standard to welcome refugees totalling upwards of 2000 volunteer hours.
- The Healthy Minds teamwork with adults in recovery of an enduring mental illnesses to access learning opportunities across the city by building confidence and skills – 74 participants in the last year with 96% reporting increased confidence and 92% improved knowledge and skills; 7 learners supported in the Blair Unit (Forensic unit at Cornhill Hospital) with literacy, numeracy, and digital skills.

### Fairer Aberdeen Fund 2022-23

The Fairer Aberdeen Fund is allocated by Aberdeen City Council to tackle poverty and deprivation, contributing to the LOIP Stretch Outcome 1: No one will suffer due to poverty by 2026. The Fund is allocated by a deliberative participatory budgeting approach, with a Board made up of Elected Members, Community Planning Partners, and community representatives with lived experience. The Fund supports initiatives and services in priority areas, as well as vulnerable groups across the city. In 2022-23 £1.6m was made available to support this work. Over 45,000 people were involved or benefitted from the 36 funded initiatives within the programme and 739 volunteers contributed 114,280 hours of volunteering with a value of over £2m.

706 people took part in employability programmes and 251 people moved into work. 4,651 people received money and income maximisation advice, with 1230 of them receiving a total financial gain of £2,323,811 the equivalent of £1,890 per person. 444 parents and families with complex needs were supported, and 373 people accessed mental health counselling provision provided locally. A Community Support Fund was also available for community engagement and an Employment Support Fund addressed financial barriers for people getting back into work.

### Fairer Aberdeen Fund Participatory Budgeting (PB)

The Fairer Aberdeen Board allocated £25,000 to undertake a PB event in the Garthdee area during October 2022. A steering group made up of partners and community representatives prioritised the funding for initiatives to improve the community, support social inclusion, and tackle isolation and loneliness.



10 applications were received from organisations working in the area, and funding was awarded to the 9 projects that were most popular in the public vote on the day. Activities focused on bringing people back together after the isolation of the pandemic, with youth groups, football and athletics for young people, outdoor initiatives including allotments, road safety, a forest garden, and community benches, and a Big Christmas Party to bring the whole community together.

# What impact have we had?

22/23 improvement aim    Performance

- Yes
- Getting there
- Not yet

## Community Empowerment



## Improvement priorities 2023/24

- Increase the rate and representativeness of the response to Aberdeen City Voice
- Developing Community Engagement Training for managers, project leads, frontline staff and communities
- Co-designing a digital community engagement toolkit to support staff and communities to work together to make improvements in the community
- Refresh of the Locality Plans and identification of community ideas for improvement that can be co-designed with communities and tested through our LOIP projects and CPA partners
- Award ceremony for community groups sponsored by Aberdeen Responsible Business
- Testing with children and young people different methods of engagement on decisions which impact them.
- Support for community led organisations to access funding for community led initiatives.

# Ways to get involved

There are many ways people can get involved in the work of the Community Planning Aberdeen to make things better for our citizens and the wider community. Our ambition is for all communities across Aberdeen to be equal community planning partners and we are reaching out to all individuals, community groups and organisations to get involved in our work to make the City a place where all people can prosper, regardless of their background or circumstances.

Find out more about the different ways you can get involved by clicking on the links below.

**[Find out more about Community Planning Aberdeen](#)**

**[Sign up for community updates](#)**

**[Join a Locality Empowerment Group](#)**

**[Join a Priority Neighbourhood Partnership](#)**

**[Become a member of our Citizen Panel](#)**

**[Find out about other ways of working with communities](#)**





**[Learn about our Community Empowerment Network](#)**

Or simply get in touch by emailing [communityplanning@aberdeencity.gov.uk](mailto:communityplanning@aberdeencity.gov.uk)






# Who's Who

**CPA Board and Management Group** Provides strategic leadership and direction.




<p><b>Chair CPA Board</b></p>  <p>Councillor Allard, ACC</p>	<p><b>Vice-Chair of CPA Board</b></p>  <p>Graeme Mackie, Police Scotland</p>	<p><b>Partners involved</b></p> <ul style="list-style-type: none"> <li>• Aberdeen City Council</li> <li>• NHS Grampian</li> <li>• Aberdeen City Health and Social Care Partnership</li> <li>• Police Scotland</li> <li>• Robert Gordon University</li> <li>• SFRS</li> <li>• University of Aberdeen</li> <li>• Skills Development Scotland</li> <li>• North East Scotland College</li> <li>• Nestrans</li> <li>• Active Aberdeen Partnership</li> <li>• Scottish Enterprise</li> <li>• Civic Forum</li> <li>• ACVO</li> </ul>
<p><b>Chair Management Group</b></p>  <p>Gale Beattie, ACC</p>	<p><b>Vice-Chair of Management Group</b></p>  <p>David Howieson, Police Scotland</p>	

## Outcome Improvement Groups

**Anti-Poverty Group** Preventing suffering due to poverty.

<p><b>Chair</b></p>  <p>Martin Murchie, ACC</p>	<p><b>Vice Chair</b></p>  <p>Lawrence Johnston, SCARF</p>	<p><b>Lead Contact</b></p>  <p>Susan Thoms, ACC</p>	<p><b>Partners involved</b></p> <ul style="list-style-type: none"> <li>• Aberdeen City Council</li> <li>• Aberdeen Health and Social Care Partnership</li> <li>• ACVO</li> <li>• CFine</li> <li>• Civic Forum</li> <li>• DWP</li> <li>• GREC</li> <li>• NHS Grampian</li> <li>• North East College Scotland</li> <li>• SCARF</li> <li>• University of Aberdeen</li> </ul>
--	--	--	---

## Aberdeen Prospers Responsible for improving our economy.

Chair	Vice Chair	Lead Contact	Partners involved
 <p>Allison Carrington, SDS</p>	 <p>Duncan Abernethy, NESCOL</p>	 <p>Charlotte Saunders, ACC</p>	<ul style="list-style-type: none"> <li>• Aberdeen City Council</li> <li>• Skills Development Scotland</li> <li>• North East Scotland College</li> <li>• Nestrans</li> <li>• Robert Gordon University</li> <li>• Scottish Enterprise</li> <li>• Civic Forum</li> <li>• ACVO</li> <li>• DWP</li> </ul>




## Children's Services Board Ensuring children are the future.

Chair	Vice Chair	Lead Contact	Partners involved
 <p>Eleanor Sheppard ACC</p>	 <p>Tracy Davis, NHS Grampian</p>	 <p>James Simpson, ACC</p>	<ul style="list-style-type: none"> <li>• Aberdeen City Council</li> <li>• ACVO</li> <li>• Children's Hearings Scotland</li> <li>• NHS Grampian</li> <li>• Police Scotland</li> <li>• Scottish Children's Reporters Association</li> <li>• Scottish Fire and Rescue</li> <li>• ACHSCP</li> <li>• Active Aberdeen Partnership</li> <li>• Skills Development Scotland</li> </ul>




## Resilient, Included & Supported Group Helping people live independently.

Chair	Vice Chair	Lead Contact	Partners involved
 <p>Alison MacLeod, ACH&amp;SCP</p>	 <p>Andy Hislop, SFRS</p>	 <p>Grace Milne ACHSCP</p>	<ul style="list-style-type: none"> <li>• Aberdeen City Health and Social Care Partnership</li> <li>• Aberdeen City Council</li> <li>• ACVO</li> <li>• NHS Grampian</li> <li>• Scottish Fire and Rescue Service</li> <li>• Police Scotland</li> <li>• Alcohol and Drugs Partnership</li> <li>• Active Aberdeen Partnership</li> </ul>




**Community Justice Group** Improving outcomes for people involved in the justice system.

Chair	Vice Chair	Lead Contact	Partners involved
 <p>Claire Wilson, ACHSCP</p>	 <p>Darren Bruce, Police Scotland</p>	 <p>Chris Parker ACC</p>	<ul style="list-style-type: none"> <li>• Aberdeen City Council</li> <li>• Health and Social Care Partnership</li> <li>• Crown Office &amp; Procurator Fiscal</li> <li>• NHS Grampian</li> <li>• Police Scotland</li> <li>• Scottish Courts and Tribunals</li> <li>• Scottish Fire and Rescue</li> <li>• Scottish Prison Service</li> <li>• Skills Development Scotland</li> <li>• ACVO</li> <li>• Alcohol and Drugs Partnership</li> <li>• Civic Forum</li> <li>• Active Aberdeen Partnership</li> <li>• Community Justice Scotland</li> </ul>

**Alcohol and Drugs Partnership** Tackling issues arising from substance misuse.

Chair	Vice Chair	Lead Contact	Partners involved
 <p>Gale Beattie, ACC</p>	 <p>Dermot Craig</p>	 <p>Simon Rayner, ADP</p>	<ul style="list-style-type: none"> <li>• Police Scotland</li> <li>• Aberdeen City Health and Social Care Partnership</li> <li>• Aberdeen City Council</li> <li>• NHS Grampian</li> <li>• ACVO</li> <li>• Scottish Fire and Rescue Service</li> <li>• Scottish Prison Service</li> <li>• Active Aberdeen Partnership</li> <li>• Alcohol and Drugs Partnership</li> <li>• Aberdeen in Recovery</li> <li>• Civic Forum</li> <li>• Aberdeen in Recovery</li> </ul>






**Sustainable City Group** Creating a safe, attractive, welcoming environment.

Chair	Vice Chair	Lead Contact	Partners involved
 <p>Jillian Evans, Public Health, NHS Grampian</p>	 <p>David Dunne, ACC</p>	 <p>Jacqui Bell, NHS Grampian</p>	<ul style="list-style-type: none"> <li>• Aberdeen City Council</li> <li>• Active Aberdeen Partnership</li> <li>• ACVO</li> <li>• Civic Forum</li> <li>• NHS Grampian</li> <li>• Police Scotland</li> <li>• Scottish Fire and Rescue Service</li> <li>• Sport Aberdeen</li> <li>• Nestrans</li> <li>• SEPA</li> <li>• Scottish Natural Heritage</li> </ul>








## Community Empowerment Group Ensuring community perspective.

<p><b>Chair</b></p>  <p>Michelle Cochlan, ACC</p>	<p><b>Vice Chair</b></p>  <p>Maggie Hepburn, ACVO</p>	<p><b>Vice Chair</b></p>  <p>Jonathan Smith, Civic Forum</p>	<p><b>Partners involved</b></p> <ul style="list-style-type: none"> <li>• Aberdeen City Council</li> <li>• ACVO</li> <li>• Aberdeen Health and Social Care Partnership</li> <li>• Civic Forum</li> <li>• Grampian Regional Equality Council (GREC)</li> <li>• Police Scotland</li> <li>• Scottish Fire &amp; Rescue Service</li> <li>• NHS Grampian</li> <li>• University of Aberdeen</li> </ul>
--	--	---	---

## Community Planning Team Provides strategic support to Partnership colleagues.

 <p>Michelle Cochlan, Community Planning Manager, ACC</p>	 <p>Allison Swanson, Improvement Programme Manager, ACC</p>	 <p>Charlotte Saunders, Improvement Programme Officer, ACC</p>
 <p>Anne McAteer, Research Officer, ACC</p>	 <p>Martin Wyllie, Transformation and Improvement Advisor, ACC</p>	

**Integrated Locality Planning Team** Responsible for delivering our three Locality Plans.

<p><b>City Wide</b></p>  <p>Iain Robertson, Transformation Programme Manager, ACHSCP</p>	<p><b>South</b></p> <p>Vacant, Public Health Coordinator, ACHSCP</p>	<p><b>Central</b></p>  <p>Chris Smillie, Public Health Coordinator, ACHSCP</p>	<p><b>North</b></p>  <p>Katie Cunningham, Public Health Coordinator, ACHSCP</p>
<p><b>City Wide</b></p>  <p>Jade Leyden, Community Development Manager, ACC</p>	<p><b>Torry</b></p>  <p>Teresa Dufficy, Community Development Officer, ACC</p>	<p><b>Tillydrone, Seaton, Woodside</b></p>  <p>Graham Donald, Community Development Officer, ACC</p>	<p><b>Northfield, Mastrick, Middlefield Heathryfold, Cummings Park</b></p>  <p>Kev Donald, Community Development Officer, ACC</p>

## Further Information:

If you have any questions about this report or Community Planning Aberdeen please contact:  
[CommunityPlanning@aberdeencity.gov.uk](mailto:CommunityPlanning@aberdeencity.gov.uk)

To find out more about community planning please visit:  
[www.communityplanningaberdeen.org.uk](http://www.communityplanningaberdeen.org.uk)