

**CREDIT OPINION**

9 October 2025

Update

 Send Your Feedback

**RATINGS**

**Aberdeen City Council**

Domicile	Aberdeen, United Kingdom
Long Term Rating	A2
Type	LT Issuer Rating - Dom Curr
Outlook	Stable

Please see the [ratings section](#) at the end of this report for more information. The ratings and outlook shown reflect information as of the publication date.

**Contacts**

- Lenaic Couderc** +44.20.7772.1799  
Analyst  
lenaic.couderc@moody's.com
- Timothy Doherty** +44.20.7772.1114  
Ratings Associate  
timothy.doherty@moody's.com
- Jeanne Harrison** +44.20.7772.1751  
Vice President - Senior Credit Officer  
jeanne.harrison@moody's.com

**CLIENT SERVICES**

- Americas 1-212-553-1653
- Asia Pacific 852-3551-3077
- Japan 81-3-5408-4100
- EMEA 44-20-7772-5454

# Aberdeen City Council (UK)

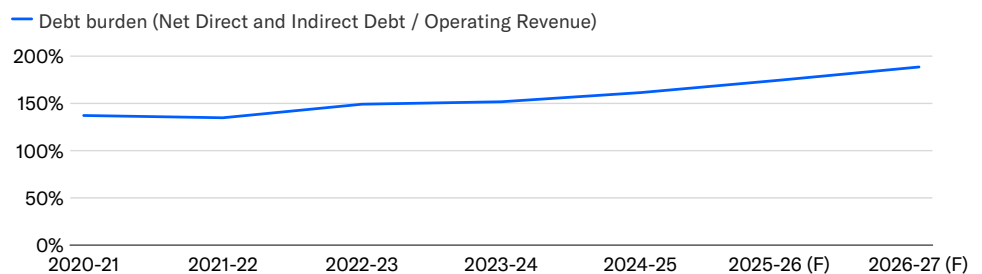
## Update to credit analysis

**Summary**

The credit profile of [Aberdeen City Council](#) (Aberdeen, A2 stable) reflects a strong institutional framework, albeit with limited fiscal flexibility, a wealthy local economy and a good track record of operating performance, balanced by a high and increasing debt burden and some exposure to commercial property risks. Aberdeen's credit profile benefits from our assumption of a high likelihood that the government of the [UK](#) (Aa3 stable) would act in a timely manner to prevent a default.

Exhibit 1

**We expect debt to continue rising over the next two years**



Source: Aberdeen City Council and Moody's Ratings

**Credit strengths**

- » Good track record of financial performance despite medium-term pressures
- » Strong institutional framework for Scottish local authorities
- » Wealthy local economy but highly concentrated in the energy sector

**Credit challenges**

- » High and increasing debt levels, weighing on debt affordability
- » Higher risk appetite than peers through commercially-driven investments
- » Low reserves levels compared to rating peers

**Rating outlook**

The stable outlook reflects our view that Aberdeen will be able to manage current budgetary pressures without a material deterioration of its reserve buffers thanks to tight expenditure control and its good track record of financial management. It also reflects the stable outlook on the UK sovereign rating.

## Factors that could lead to an upgrade

Upward pressure on the ratings could emerge if the sector's funding settlement aligns better with service demand and cost inflation, thereby supporting strong operating performance over the medium term. A decline in debt and a material increase in reserve buffers would also be positive for the ratings. An upgrade of the UK sovereign rating would also result in upward pressure on the ratings.

## Factors that could lead to a downgrade

Downward pressure on the ratings could result from a sustained deterioration in operating performance and a material depletion of useable reserves or a material increase in debt levels beyond what we currently forecast. A downgrade of the UK sovereign rating or a sustained weakening of the UK's institutional framework and extraordinary support mechanisms for local authorities could also lead to downward pressure on the rating.

## Key indicators

Exhibit 2

Aberdeen City Council	2020/21	2021/22	2022/23	2023/24	2024/25	2025/26F	2026/27F
Net Direct and Indirect Debt / Operating Revenue (%)	137.2%	134.8%	149.1%	151.7%	161.4%	174.6%	188.5%
Interest Payments / Operating Revenue (%)	4.4%	4.6%	5.8%	6.5%	7.2%	7.3%	8.2%
Primary Operating Balance / Operating Revenue (%)	10.9%	7.8%	6.0%	6.3%	6.7%	4.6%	4.3%
Usable Reserves / Operating Revenue (%)	9.6%	12.4%	14.9%	13.9%	13.1%	12.5%	12.3%
Regional GDP Per Capita (£)	43,342	44,488	49,681	52,584	52,648	52,994	53,474
Short-Term Direct Debt / Direct Debt (%)	16.6%	15.7%	20.1%	23.9%	23.4%	20.0%	18.2%

Source: Aberdeen City Council and Moody's Ratings

## Profile

Aberdeen is a local authority located in North East Scotland. Its main responsibilities include housing, education, adult and children social care, planning, waste management and local infrastructure. It is mostly funded by government grants, council tax, business rates and user fees.

## Detailed credit considerations

Aberdeen's A2 ratings combine: (1) a Baseline Credit Assessment (BCA) of baa1; and (2) a high likelihood of extraordinary support from the UK government would act in a timely manner to prevent a default.

### Baseline credit assessment

#### Good track record of financial performance despite medium-term pressures

Aberdeen exercises prudent financial planning, for example projecting no increases to revenue grant and non-domestic rates income and minimal increases in council tax income in its general fund medium-term plan. This is supported by recent assessments from the Accounts Commission. As a result, it has an established track record of good budgetary performance with an average primary operating surplus of 6% over the last three years. Aberdeen has also delivered significant savings over the last decade through transformation and service redesign. Aberdeen expects that £78 million in additional savings will be required between fiscal 2026 and 2030 in order to balance its budget, although part of this relates prudent assumptions around income growth described above.

Aberdeen faces pressures from increasing demand for services and we forecast the primary operating balance to deteriorate in the coming years. Spending on homelessness and children social care has seen the largest increase over the last few years. Spending pressures at the Integration Joint Board are also generating demands on Aberdeen's budgets with £4 million in fiscal 2025 to cover the IJB deficit following the use of all the board's available reserves and an additional £4 million approved for fiscal 2026.

This publication does not announce a credit rating action. For any credit ratings referenced in this publication, please see the issuer/deal page on <https://ratings.moody's.com> for the most updated credit rating action information and rating history.

Risks remain around remediation of Reinforced Autoclaved Aerated Concrete (RAAC) in over 500 council and private owned houses. The cost of repurchasing privately owned houses has now been included, with an estimate of £13 million, though a final position has not yet been reached and is therefore subject to uncertainty.

### **Strong institutional framework for Scottish local authorities**

The institutional framework for UK local authorities is mature, highly developed and underpinned by a number of key pieces of legislation. The UK local authority system is one of the most centralised in Europe. This results in a close link between the policies and resources of the government and local authorities. Local government is a matter devolved to the Scottish government, resulting in a slightly different funding and regulatory model compared to England.

Scottish local authorities are supported by a stable institutional framework illustrated by the legal requirement to set a balanced budget; statutory codes of practice for capital spending, investments, treasury management and borrowing; and strong market access in the form of the PWLB, which also acts as the sector's lender of last resort. Similar to their English counterparts, grants, council taxes, business rates and user fees are the primary sources of revenue for Scottish local authorities. However, government grants make up a larger share of funding and can be spent more flexibly. Scottish local authorities are also more insulated from economic cycles as grant funding is adjusted to smooth fluctuations in business rates. However, we consider that fiscal flexibility has deteriorated due to consistently high expenditure pressures and funding levels that do not keep pace with cost inflation and demand.

### **Wealthy local economy but highly concentrated in the energy sector**

Aberdeen has the highest GDP per capita in Scotland after Edinburgh, standing at £52,584 in 2023. This reflects the concentration of high value-added jobs, particularly in the energy sector. Aberdeen is a global centre for the oil and gas industry, which accounts for a quarter of employment and generates over 50% of gross value added in the North East of Scotland.

However, this high degree of concentration exposes the local economy to short-term fluctuations in the sector. Over the longer run, Scottish oil and gas production will decline due to the depletion of reserves and global efforts towards carbon transition. That said, Aberdeen's budget is relatively insulated from those economic fluctuations given the importance of government grants though population outflows would reduce the council tax base.

Diversification away from oil and gas will be key for Aberdeen's long-term economic prospects. Significant investment is underway in sectors such as green energy, life science and tourism. Aberdeen has been able to form partnerships with the private sector and receives ongoing support from the Scottish and UK governments towards economic diversification. The city was also chosen as the headquarter of Great British Energy, a state-owned renewable energy company.

### **High and increasing debt levels weighing on debt affordability**

Aberdeen's debt burden is high, standing at 161% of operating revenue as of FYE2025. It increased rapidly over the last five years from 137% in FYE2021 to support its investment programme. We expect debt to increase further over the next three years to reach close to 200% of revenue by FYE2027. Aberdeen plans to invest £690 million over the period, of which 78% will be financed through borrowing. The main investment projects are related to town centre regeneration, schools and transport. However, we expect slippages in the delivery of its capital plans, which will likely lead to a slower debt increase than we currently forecast.

The majority of the council's debt is at long-dated maturities including PWLB loans (39% of total), a 38-year bond issued in 2016 (24%) and some LOBOs (5%). We also include in our definition of debt public-private partnership (PPP) contracts (7%) as well as leases (3%).

Aberdeen is more exposed to interest rate movements than peers with 22% of its borrowing being short-term. As a result, interest costs have increased and absorbed 7.2% of operating revenue in FY2025 up from 4.4% in FY2021. We expect debt affordability to deteriorate further in line with the expected increase in debt. In addition, its outstanding bond is linked to inflation, which exposes the council to inflation risks because only a limited proportion of its revenue increases with inflation. Elevated inflation over the last three years has added around £40 million (3.4% of operating revenue) to its debt stock in inflation premium.

### **Exposure to commercial properties remains elevated**

Aberdeen has some exposure to commercial investments, demonstrating the council's higher risk appetite than a typical local authority. Aberdeen entered a 35-year finance lease in 2017 for the redevelopment of Marischal Square, consisting of a hotel, retail and office premises. The Event Complex Aberdeen (TECA), which comprises a multi-purpose arena, two hotels, car parking facilities and an anaerobic digestion plant, represents its largest risk exposure. The project was completed in 2019 at a cost of £425 million and is intended to support the diversification of Aberdeen's economy through leisure and business tourism. TECA is expected to contribute an additional 4.5 million visitors to the city, resulting in a £63 million gross value added by 2030. However, operations were significantly impacted by the pandemic and performance has been weaker than anticipated.

Aberdeen is exposed to fluctuations in commercial income from those projects although they remain a relatively minor portion of its budget at around 2% of gross operating revenues in FY2025. The council has also earmarked reserves that can be used to deal with commercial revenue volatility and is not planning any further commercial investments.

### **Low reserve levels compared to peers**

Reserve levels are low compared to rated peers at 13% of operating revenue in fiscal 2025. We note that this is in line with the rest of Scotland where reserves tend to be lower given the more generous grant regime. Reserves significantly increased in the last five years reflecting one-off unspent grants received during the pandemic. Most of those reserves are earmarked for specific purposes and the extent to which they can be made available therefore varies. We forecast reserves to decline to fund some of the demands on its operating budget.

### **Extraordinary support considerations**

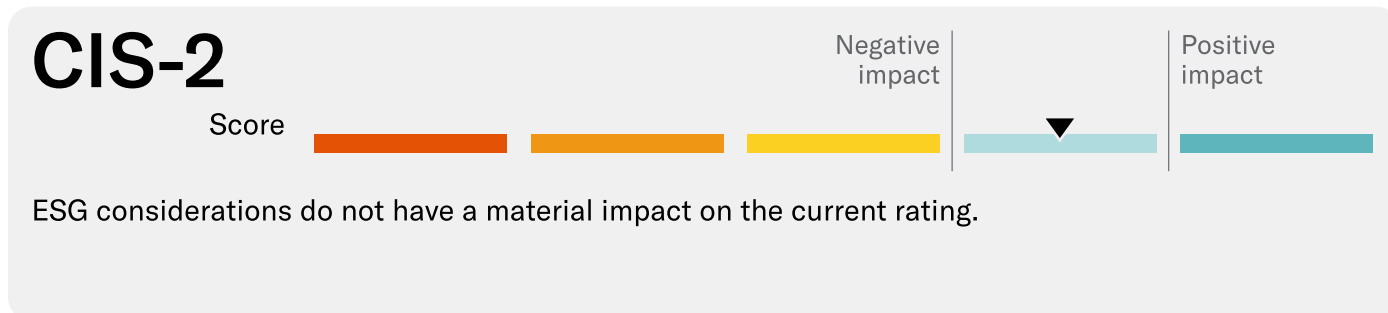
We consider that there is a high likelihood that the UK government would intervene in a timely manner to prevent default. The UK government has regularly intervened when councils indicated a failure to balance budgets, providing the ability to fund operating deficits through capital sources, including borrowing. We note that those mechanisms remain untested in Scotland but it is our expectation they would be closely aligned to England. We also expect that PWLB would have the ability to act as lender of last resort in the event of severe liquidity stress in the sector.

## ESG considerations

Aberdeen City Council's ESG credit impact score is CIS-2

Exhibit 3

ESG credit impact score

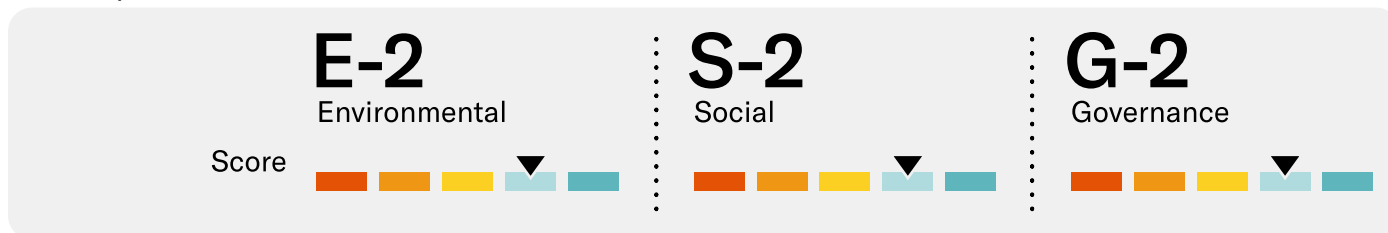


Source: Moody's Ratings

Aberdeen's **CIS-2** indicates that ESG risks have a limited impact on its ratings. Environmental risks are low although the concentration of its economy in the oil and gas sector poses long-term challenges. Its main exposure to social risks relates to housing risks, due to housing shortages and unaffordability, which increases housing expenditure. However, its strong governance mitigates the impact of these risks on its ratings.

Exhibit 4

ESG issuer profile scores



Source: Moody's Ratings

### Environmental

Aberdeen has limited exposure to environmental risks (**E-2**), which reflects a generally low exposure across most categories. However, the city is exposed to carbon transition risks due to its status as a global hub for the oil and gas sector. This high degree of concentration exposes the local economy to short-term fluctuations in the sector and will require significant investments to diversify away from fossil fuels. That said, its operating budget is relatively insulated from economic fluctuations and we expect that the private sector and the central and Scottish governments will fund most of the economic diversification efforts.

### Social

Aberdeen has limited exposure to social risks (**S-2**), reflecting a generally low exposure across most categories. The one exception relates to housing, where Aberdeen is assessed to have a material exposure to risks due to the city's housing shortages and unaffordability. The lack of affordable housing directly impacts local authorities because of their statutory responsibility to supply housing for residents, consequently leading to increased expenditure pressures particularly on temporary accommodation.

### Governance

Aberdeen has limited governance risks (**G-2**), reflecting its strong track record of budgetary management and high levels of transparency. However, these strengths are offset by a weakened institutional framework, characterised by limited fiscal flexibility, and increased debt and revenue risks due to investments in significant projects, such as a multi-purpose arena and a mixed-use town centre development. As the owner, Aberdeen bears the responsibility for all revenue losses associated with these projects, although they constitute a relatively minor portion of its budget.

ESG Issuer Profile Scores and Credit Impact Scores for the rated entity/transaction are available on Moodys.com. In order to view the latest scores, please click [here](#) to go to the landing page for the entity/transaction on MDC and view the ESG Scores section.

For more detail on our approach to incorporating environmental, social and governance factors in credit analysis, please see our [cross-sector rating methodology](#).

## Rating methodology and scorecard factors

The assigned BCA of baa1 is in line with the scorecard-indicated BCA.

For details about our rating approach, please refer to [Rating Methodology: Regional and Local Governments](#), 28 May 2024.

Exhibit 5

### Aberdeen City Council Regional & Local Governments

Baseline Credit Assessment – Scorecard	Score	Value	Sub-factor Weighting	Sub-factor Score	Factor Weighting	Total
<b>Factor 1: Economy</b>					<b>25%</b>	<b>1.34</b>
Regional Income [1]	0.93	79157.76	15%	0.14		
Economic Growth	12.00	ba	5%	0.60		
Economic Diversification	12.00	ba	5%	0.60		
<b>Factor 2: Institutional Framework and Governance</b>					<b>30%</b>	<b>2.25</b>
Institutional Framework	6.00	a	15%	0.90		
Governance	9.00	baa	15%	1.35		
<b>Factor 3: Financial Performance</b>					<b>20%</b>	<b>1.74</b>
Operating Margin [2]	9.49	6.69%	10%	0.95		
Liquidity Ratio [3]	12.91	5.98%	5%	0.65		
Ease of Access to Funding	3.00	aa	5%	0.15		
<b>Factor 4: Leverage</b>					<b>25%</b>	<b>2.78</b>
Debt Burden [4]	10.07	161.43%	15%	1.51		
Interest Burden [5]	12.71	7.21%	10%	1.27		
<b>Preliminary BCA Scorecard-Indicated Outcome (SIO)</b>						<b>(8.12) baa1</b>
<b>Idiosyncratic Notching</b>						<b>0.0</b>
<b>Preliminary BCA SIO After Idiosyncratic Notching</b>						<b>(8.12) baa1</b>
<b>Sovereign Rating Threshold</b>						<b>Aa3</b>
<b>Operating Environment Notching</b>						<b>0.0</b>
<b>BCA Scorecard-Indicated Outcome</b>						<b>(8.12) baa1</b>
<b>Assigned BCA</b>						<b>baa1</b>

[1] Regional GDP per capita in terms of purchasing power parity (PPP) terms, in international dollars

[2] Primary Operating Balance / Operating Revenue

[3] Cash and Cash Equivalents / Operating Revenue

[4] Net Direct and Indirect Debt / Operating Revenue

[5] Interest Payments / Operating Revenue

Source: Moody's Ratings; Fiscal 2024.

## Ratings

Exhibit 6

Category	Moody's Rating
<b>ABERDEEN CITY COUNCIL</b>	
Outlook	Stable
Baseline Credit Assessment	baa1
Issuer Rating -Dom Curr	A2
Senior Unsecured -Dom Curr	A2

Source: Moody's Ratings

© 2025 Moody's Corporation, Moody's Investors Service, Inc., Moody's Analytics, Inc. and/or their licensors and affiliates (collectively, "MOODY'S"). All rights reserved. CREDIT RATINGS ISSUED BY MOODY'S CREDIT RATINGS AFFILIATES ARE THEIR CURRENT OPINIONS OF THE RELATIVE FUTURE CREDIT RISK OF ENTITIES, CREDIT COMMITMENTS, OR DEBT OR DEBT-LIKE SECURITIES, AND MATERIALS, PRODUCTS, SERVICES AND INFORMATION PUBLISHED OR OTHERWISE MADE AVAILABLE BY MOODY'S (COLLECTIVELY, "MATERIALS") MAY INCLUDE SUCH CURRENT OPINIONS. MOODY'S DEFINES CREDIT RISK AS THE RISK THAT AN ENTITY MAY NOT MEET ITS CONTRACTUAL FINANCIAL OBLIGATIONS AS THEY COME DUE AND ANY ESTIMATED FINANCIAL LOSS IN THE EVENT OF DEFAULT OR IMPAIRMENT. SEE APPLICABLE MOODY'S RATING SYMBOLS AND DEFINITIONS PUBLICATION FOR INFORMATION ON THE TYPES OF CONTRACTUAL FINANCIAL OBLIGATIONS ADDRESSED BY MOODY'S CREDIT RATINGS. CREDIT RATINGS DO NOT ADDRESS ANY OTHER RISK, INCLUDING BUT NOT LIMITED TO: LIQUIDITY RISK, MARKET VALUE RISK, OR PRICE VOLATILITY. CREDIT RATINGS, NON-CREDIT ASSESSMENTS ("ASSESSMENTS"), AND OTHER OPINIONS INCLUDED IN MOODY'S MATERIALS ARE NOT STATEMENTS OF CURRENT OR HISTORICAL FACT. MOODY'S MATERIALS MAY ALSO INCLUDE QUANTITATIVE MODEL-BASED ESTIMATES OF CREDIT RISK AND RELATED OPINIONS OR COMMENTARY PUBLISHED BY MOODY'S ANALYTICS, INC. AND/OR ITS AFFILIATES. MOODY'S CREDIT RATINGS, ASSESSMENTS, OTHER OPINIONS AND MATERIALS DO NOT CONSTITUTE OR PROVIDE INVESTMENT OR FINANCIAL ADVICE, AND MOODY'S CREDIT RATINGS, ASSESSMENTS, OTHER OPINIONS AND MATERIALS ARE NOT AND DO NOT PROVIDE RECOMMENDATIONS TO PURCHASE, SELL, OR HOLD PARTICULAR SECURITIES. MOODY'S CREDIT RATINGS, ASSESSMENTS, OTHER OPINIONS AND MATERIALS DO NOT COMMENT ON THE SUITABILITY OF AN INVESTMENT FOR ANY PARTICULAR INVESTOR. MOODY'S ISSUES ITS CREDIT RATINGS, ASSESSMENTS AND OTHER OPINIONS AND PUBLISHES OR OTHERWISE MAKES AVAILABLE ITS MATERIALS WITH THE EXPECTATION AND UNDERSTANDING THAT EACH INVESTOR WILL, WITH DUE CARE, MAKE ITS OWN STUDY AND EVALUATION OF EACH SECURITY THAT IS UNDER CONSIDERATION FOR PURCHASE, HOLDING, OR SALE.

MOODY'S CREDIT RATINGS, ASSESSMENTS, OTHER OPINIONS, AND MATERIALS ARE NOT INTENDED FOR USE BY RETAIL INVESTORS AND IT WOULD BE RECKLESS AND INAPPROPRIATE FOR RETAIL INVESTORS TO USE MOODY'S CREDIT RATINGS, ASSESSMENTS, OTHER OPINIONS OR MATERIALS WHEN MAKING AN INVESTMENT DECISION. IF IN DOUBT YOU SHOULD CONTACT YOUR FINANCIAL OR OTHER PROFESSIONAL ADVISER.

ALL INFORMATION CONTAINED HEREIN IS PROTECTED BY LAW, INCLUDING BUT NOT LIMITED TO, COPYRIGHT LAW, AND NONE OF SUCH INFORMATION MAY BE COPIED OR OTHERWISE REPRODUCED, REPACKAGED, FURTHER TRANSMITTED, TRANSFERRED, DISSEMINATED, REDISTRIBUTED OR RESOLD, OR STORED FOR SUBSEQUENT USE FOR ANY SUCH PURPOSE, IN WHOLE OR IN PART, IN ANY FORM OR MANNER OR BY ANY MEANS WHATSOEVER, BY ANY PERSON WITHOUT MOODY'S PRIOR WRITTEN CONSENT. FOR CLARITY, NO INFORMATION CONTAINED HEREIN MAY BE USED TO DEVELOP, IMPROVE, TRAIN OR RETRAIN ANY SOFTWARE PROGRAM OR DATABASE, INCLUDING, BUT NOT LIMITED TO, FOR ANY ARTIFICIAL INTELLIGENCE, MACHINE LEARNING OR NATURAL LANGUAGE PROCESSING SOFTWARE, ALGORITHM, METHODOLOGY AND/OR MODEL.

MOODY'S CREDIT RATINGS, ASSESSMENTS, OTHER OPINIONS AND MATERIALS ARE NOT INTENDED FOR USE BY ANY PERSON AS A BENCHMARK AS THAT TERM IS DEFINED FOR REGULATORY PURPOSES AND MUST NOT BE USED IN ANY WAY THAT COULD RESULT IN THEM BEING CONSIDERED A BENCHMARK.

All information contained herein is obtained by MOODY'S from sources believed by it to be accurate and reliable. Because of the possibility of human or mechanical error as well as other factors, however, all information contained herein is provided "AS IS" without warranty of any kind. MOODY'S adopts all necessary measures so that the information it uses in assigning a credit rating is of sufficient quality and from sources MOODY'S considers to be reliable including, when appropriate, independent third-party sources. However, MOODY'S is not an auditor and cannot in every instance independently verify or validate information received in the credit rating process or in preparing its Materials.

To the extent permitted by law, MOODY'S and its directors, officers, employees, agents, representatives, licensors and suppliers disclaim liability to any person or entity for any indirect, special, consequential, or incidental losses or damages whatsoever arising from or in connection with the information contained herein or the use of or inability to use any such information, even if MOODY'S or any of its directors, officers, employees, agents, representatives, licensors or suppliers is advised in advance of the possibility of such losses or damages, including but not limited to: (a) any loss of present or prospective profits or (b) any loss or damage arising where the relevant financial instrument is not the subject of a particular credit rating assigned by MOODY'S.

To the extent permitted by law, MOODY'S and its directors, officers, employees, agents, representatives, licensors and suppliers disclaim liability for any direct or compensatory losses or damages caused to any person or entity, including but not limited to by any negligence (but excluding fraud, willful misconduct or any other type of liability that, for the avoidance of doubt, by law cannot be excluded) on the part of, or any contingency within or beyond the control of, MOODY'S or any of its directors, officers, employees, agents, representatives, licensors or suppliers, arising from or in connection with the information contained herein or the use of or inability to use any such information.

NO WARRANTY, EXPRESS OR IMPLIED, AS TO THE ACCURACY, TIMELINESS, COMPLETENESS, MERCHANTABILITY OR FITNESS FOR ANY PARTICULAR PURPOSE OF ANY CREDIT RATING, ASSESSMENT, OTHER OPINION OR INFORMATION IS GIVEN OR MADE BY MOODY'S IN ANY FORM OR MANNER WHATSOEVER.

Moody's Investors Service, Inc., a wholly-owned credit rating agency subsidiary of Moody's Corporation ("MCO"), hereby discloses that most issuers of debt securities (including corporate and municipal bonds, debentures, notes and commercial paper) and preferred stock rated by Moody's Investors Service, Inc. have, prior to assignment of any credit rating, agreed to pay Moody's Investors Service, Inc. for credit ratings opinions and services rendered by it. MCO and all MCO entities that issue ratings under the "Moody's Ratings" brand name ("Moody's Ratings"), also maintain policies and procedures to address the independence of Moody's Ratings' credit ratings and credit rating processes. Information regarding certain affiliations that may exist between directors of MCO and rated entities, and between entities who hold credit ratings from Moody's Investors Service, Inc. and have also publicly reported to the SEC an ownership interest in MCO of more than 5%, is posted annually at [ir.moody.com](http://ir.moody.com) under the heading "Investor Relations — Corporate Governance — Charter and Governance Documents - Director and Shareholder Affiliation Policy."

Moody's SF Japan K.K., Moody's Local AR Agente de Calificación de Riesgo S.A., Moody's Local BR Agência de Classificação de Risco LTDA, Moody's Local MX S.A. de C.V., I.C.V., Moody's Local PE Clasificadora de Riesgo S.A., and Moody's Local PA Clasificadora de Riesgo S.A. (collectively, the "Moody's Non-NRSRO CRAs") are all indirectly wholly-owned credit rating agency subsidiaries of MCO. None of the Moody's Non-NRSRO CRAs is a Nationally Recognized Statistical Rating Organization.

Additional terms for Australia only: Any publication into Australia of this document is pursuant to the Australian Financial Services License of MOODY'S affiliate, Moody's Investors Service Pty Limited ABN 61 003 399 657 AFSL 336969 and/or Moody's Analytics Australia Pty Ltd ABN 94 105 136 972 AFSL 383569 (as applicable). This document is intended to be provided only to "wholesale clients" within the meaning of section 761G of the Corporations Act 2001. By continuing to access this document from within Australia, you represent to MOODY'S that you are, or are accessing the document as a representative of, a "wholesale client" and that neither you nor the entity you represent will directly or indirectly disseminate this document or its contents to "retail clients" within the meaning of section 761G of the Corporations Act 2001. MOODY'S credit rating is an opinion as to the creditworthiness of a debt obligation of the issuer, not on the equity securities of the issuer or any form of security that is available to retail investors.

Additional terms for India only: Moody's credit ratings, Assessments, other opinions and Materials are not intended to be and shall not be relied upon or used by any users located in India in relation to securities listed or proposed to be listed on Indian stock exchanges.

Additional terms with respect to Second Party Opinions and Net Zero Assessments (as defined in Moody's Ratings Rating Symbols and Definitions): Please note that neither a Second Party Opinion ("SPO") nor a Net Zero Assessment ("NZA") is a "credit rating". The issuance of SPOs and NZAs is not a regulated activity in many jurisdictions, including Singapore. JAPAN: In Japan, development and provision of SPOs and NZAs fall under the category of "Ancillary Businesses", not "Credit Rating Business", and are not subject to the regulations applicable to "Credit Rating Business" under the Financial Instruments and Exchange Act of Japan and its relevant regulation. PRC: Any SPO: (1) does not constitute a PRC Green Bond Assessment as defined under any relevant PRC laws or regulations; (2) cannot be included in any registration statement, offering circular, prospectus or any other documents submitted to the PRC regulatory authorities or otherwise used to satisfy any PRC regulatory disclosure requirement; and (3) cannot be used within the PRC for any regulatory purpose or for any other purpose which is not permitted under relevant PRC laws or regulations. For the purposes of this disclaimer, "PRC" refers to the mainland of the People's Republic of China, excluding Hong Kong, Macau and Taiwan.

REPORT NUMBER 1456797



CLIENT SERVICES

Americas	1-212-553-1653
Asia Pacific	852-3551-3077
Japan	81-3-5408-4100
EMEA	44-20-7772-5454