

ABERDEEN CITY COUNCIL

COMMITTEE	Education Operational Delivery Committee
DATE	3 June 2021
EXEMPT	No
CONFIDENTIAL	No
REPORT TITLE	Performance Management Framework Report – Education Operations
REPORT NUMBER	CUS/21/131
DIRECTOR	Andy MacDonald
CHIEF OFFICER	Martin Murchie
REPORT AUTHOR	Alex Paterson
TERMS OF REFERENCE	1.1.3

1. PURPOSE OF REPORT

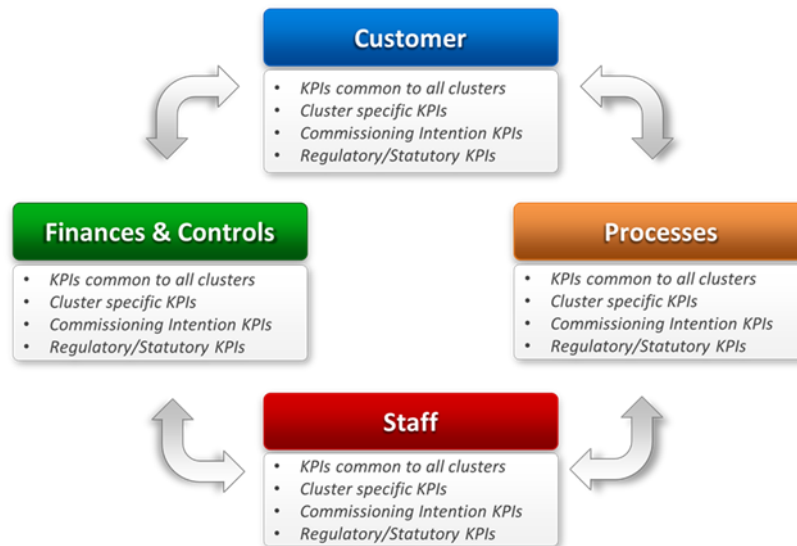
- 1.1 To present Committee with the status of key performance measures relating to the Education Operational cluster.

2. RECOMMENDATION

- 2.1 That the Committee note the report and provide comments and observations on the performance information contained in the report Appendix.

3. BACKGROUND





- 3.1 This report is to provide members with key performance measures in relation to the Education Operational cluster as originally expressed within the 2020/21 Council Delivery Plan (the Plan).
- 3.2 Introduced in 2019/20, Performance Management Framework Reporting against in-house delivery directly contributing to the City's Local Outcome Agreement Plan, initially through the Operational Delivery and City Growth and Resources Committees, has informed development of successive Council Delivery Plans, including the 2021/22 Plan that was agreed by Council on the 10th March 2021.
- 3.3 The 'Performance Management' section of the 2020/21 Plan explains how the commitments and deliverables will be supported and scrutinised through the Council's Performance Management Framework, which establishes robust performance management of service delivery whilst ensuring everyone within the organisation knows their personal contribution towards achieving outcomes.
- 3.4 The Framework provides for a structured approach within which performance will be reported to Committees. This presents performance data and analysis within four core perspectives, as shown below, which provides for uniformity of performance reporting across Committees.



- 3.5 With recognition of the continued impact of COVID-19 related delays in data availability at national levels, particularly around inspection activity, it is still not possible to offer consistent reflection on the suite of outcome related Education Service key performance indicators in line with the timescales originally anticipated.
- 3.6 At the same time, the Service, along with colleagues in Analytics and Insight, has, where possible, sought to develop and incorporate additional input/output measures, alongside extended contextual narratives. which offer assurance around service delivery and performance.
- 3.7 Within the 2020/21 period, a particular data focus had been placed on monitoring the health and wellbeing of pupils and employees, the availability of service provision throughout the stages and restrictions applied in connection with COVID-19, and analysis of comparative performance against these measures.
- 3.8 Exceptions in performance, and areas of interest, from the data within this report are highlighted through the Service Analysis sections in Appendix A. Where there are direct service delivery risks arising from the application of the Scottish Government's COVID-19 legislation and/or COVID-19 Strategic Framework, mitigation activity, this is noted within these sections.
- 3.9 Within the summary dashboard the following symbols are used:

Performance Measures

Traffic Light Icon

-  On target or within 5% of target/benchmarked outcome
-  Within 5% and 20% of target/benchmarked outcome and being monitored
-  Below 20% of target/benchmarked outcome and being actively pursued
-  Data only – target not appropriate/benchmarked outcome not available

4. FINANCIAL IMPLICATIONS

There are no direct financial implications arising out of this report.

5. LEGAL IMPLICATIONS

There are no direct legal implications arising out of this report.

6. MANAGEMENT OF RISK

Category	Risk	Low (L) Medium (M) High (H)	Mitigation
Strategic Risk	None	N/A	N/A
Compliance	No significant related legal risks.	L	Publication of service performance information in the public domain ensures that the Council is meeting its legal obligations in the context of Best value reporting.
Operational	No significant related employee risks.	L	Oversight by Elected Members of core employee health and safety/attendance data supports the Council's obligations as an employer
Financial	No significant related financial risks.	L	Overview data on specific limited aspects of the cluster's financial performance is provided within this report
Reputational	Lack of sufficient access to information for citizens	L	Placing of information in the public domain is contributed to by this report. Reporting of service performance serves to enhance the Council's reputation for transparency and accountability.
Environment / Climate	None		N/A

7. OUTCOMES

<u>COUNCIL DELIVERY PLAN</u>	
	Impact of Report
Aberdeen City Council Policy Statement	The provision of information on cluster performance supports scrutiny of progress against the delivery of the following Policy Statements: 2 - UNICEF Child Friendly accreditation

	<p>3 -Work with the Scottish Government to provide flexible and affordable childcare for working families on the lowest incomes</p> <p>4 - Support the implementation of Developing the Young Workforce, seek to gain the highest level of investors in young people accreditation and ensure there is a focus on supporting pupils excel in STEM subjects</p> <p>7 – Commit to closing the attainment gap in education while working with partners in the city.</p>
--	--

Aberdeen City Local Outcome Improvement Plan

<p>Prosperous Economy 10% increase in employment across priority and volume growth sectors by 2026.</p>	<p>The data within this report supports the delivery of Children & Young People Stretch Outcomes in the LOIP, and informs many of the improvement projects within the LOIP including to increase the number of people employed in growth sectors (digital/ creative; food and drink. life sciences; tourism; social care and health and construction) by 5% by 2021</p>
<p>Prosperous People 95% of children (0-5years) will reach their expected developmental milestones by the time of their child health reviews by 2026.</p> <p>90% of children and young people will report that they feel mentally well by 2026.</p> <p>95% of care experienced children and young people will have the same levels of attainment in education, emotional wellbeing, and positive destinations as their peers by 2026.</p> <p>95% of children living in our priority localities will sustain a positive destination upon leaving school by 2026.</p> <p>Child Friendly City which supports all children to prosper and engage actively with their communities by 2026.</p> <p>25% fewer young</p>	<p>The detail within this report supports the delivery of each of the Children & Young People Stretch Outcomes 3 to 7 in the LOIP. This includes the following projects:</p> <p>Increase the confidence of school-based staff to recognise and respond to children who require support and directing them to the school Nursing Service to 90% by 2021.</p> <p>Increase the confidence of parents and young people to recognise and seek support in response to deteriorating mental wellbeing by 2022.</p> <p>Increase the number of young people who effectively transition from primary school to secondary school by 2021</p> <p>Increase the range and number of accredited courses being provided by schools & partners by 25% by 2021.</p> <p>Increase the number of young people taking up foundation apprenticeships to 142 by 2021. Reduce the number of winter leavers with no positive destination by 50% by 2021.</p> <p>Increase the number of young people who leave school with a minimum of SVQ 3 in literacy and numeracy and 4 other qualifications to 98%</p>

<p>people (under 18) charged with an offence by 2026.</p>	<p>2021</p> <p>Increase the number of young people living in Quintiles 1,2 and 3 who achieve a sustained positive destination by working with communities to 90% 2022.</p> <p>Increase the number of curricular offerings shaped by school communities by 20%, by 2021.</p> <p>Increase the number of opportunities to discuss and record skills for life, learning and work from S1 by 20%, by 2021.</p> <p>Increase children, young people, and families' awareness and understanding of future skill requirements by June 2021.</p>
<p>Prosperous Place Stretch Outcomes</p>	<p>The data in this report also impacts on LOIP Stretch Outcome 11- Healthy life expectancy (time lived in good health) is five years longer by 2026.</p> <p>Respectively, this informs delivery of the following improvement projects:</p> <p>Increase the number of people with autism who are supported to be in education, employment or training by 2021.</p> <p>Increase number of people in local communities promoting wellbeing and good health choices by 2021.</p> <p>100% of schools have a progressive, cohesive and relevant substance misuse curriculum by 2021.</p>
<p>Regional and City Strategies</p>	<p>The report reflects outcomes aligned to the City's National Improvement Framework for education</p>
<p>UK and Scottish Legislative and Policy Programmes</p>	<p>The report reflects outcomes aligned to the Scottish Government's National Improvement Framework and Early Learning and Childcare Expansion Programme</p>

8. IMPACT ASSESSMENTS

Assessment	Outcome
<p>Impact Assessment</p>	<p>The recommendations arising from this report do not require that a full Integrated Impact Assessment be completed</p>
<p>Data Protection Impact Assessment</p>	<p>Not required</p>

9. BACKGROUND PAPERS

- Council Delivery Plan 2021/2022 - COM/21/054
- Scheme of Governance Review 2021 – COM/21/046
- Performance Management Framework – COM/20/108
- Council Delivery Plan 2019-20 Annual Review Report – COM/20/193

10. APPENDICES

Appendix A – Performance Summary Dashboard

11. REPORT AUTHOR CONTACT DETAILS

Alex Paterson
Strategic Performance and Improvement Officer
apaterson@[aberdeencity.gov.uk](mailto:apaterson@aberdeencity.gov.uk)
01224 522137