

Appendix D

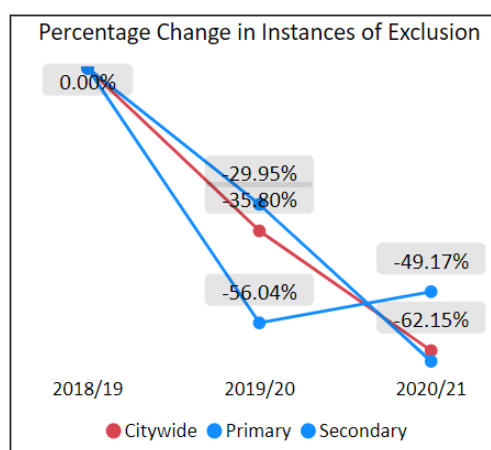
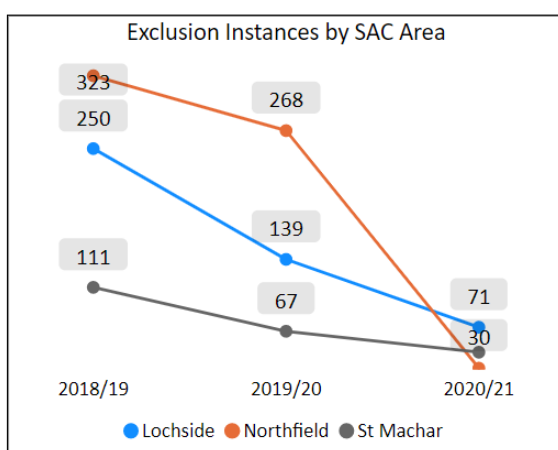
Summary Education Data Analysis 2020/21

The attached offers an overview of currently available critical data sets relating to the 2020/21 academic year which provides early indications of whole cohort gains from the considerable work has been undertaken to address pupil exclusion levels, and progress at Senior Phase against the relative vulnerabilities that, from previous data analysis, have been evident in attainment, and been a focus for improvement planning at this stage within secondary education.

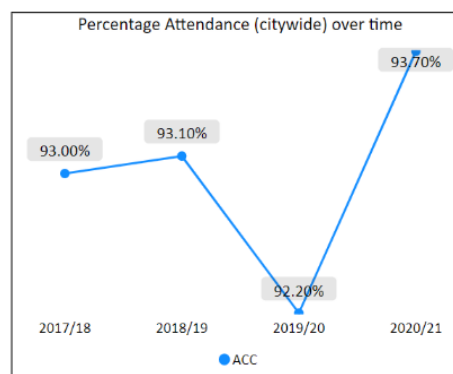
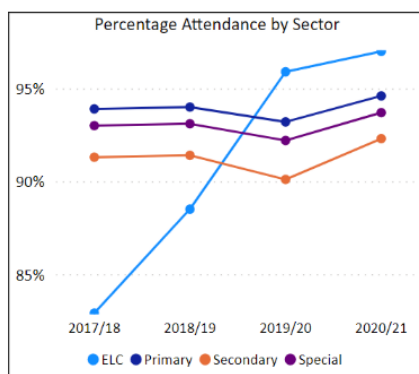
Emerging Data Themes

Attendance and Exclusion Rates

Across the past two years, there have been many positive green shoots emerging from education data, including a sharp decline in live exclusion data in both priority areas and city wide. This improvement is as a result of revised approaches to supporting health and wellbeing, improved access to mentoring programmes, enhanced quality assurance mechanisms and increased flexibility in our schools. This data is monitored on a weekly basis in order to continue to secure improvement



The rise in live attendance data is also very positive with city wide attendance higher than in previous years.



Senior Phase Attainment – SQA Data

Headline senior phase attainment data for 2021/22, from initial SQA data releases, covering the outcomes across the entire presentation cohort, although offering only a

narrow overview of National Qualifications performance at this point in time, is widely better than ever before which is likely to be as a result of many factors including:

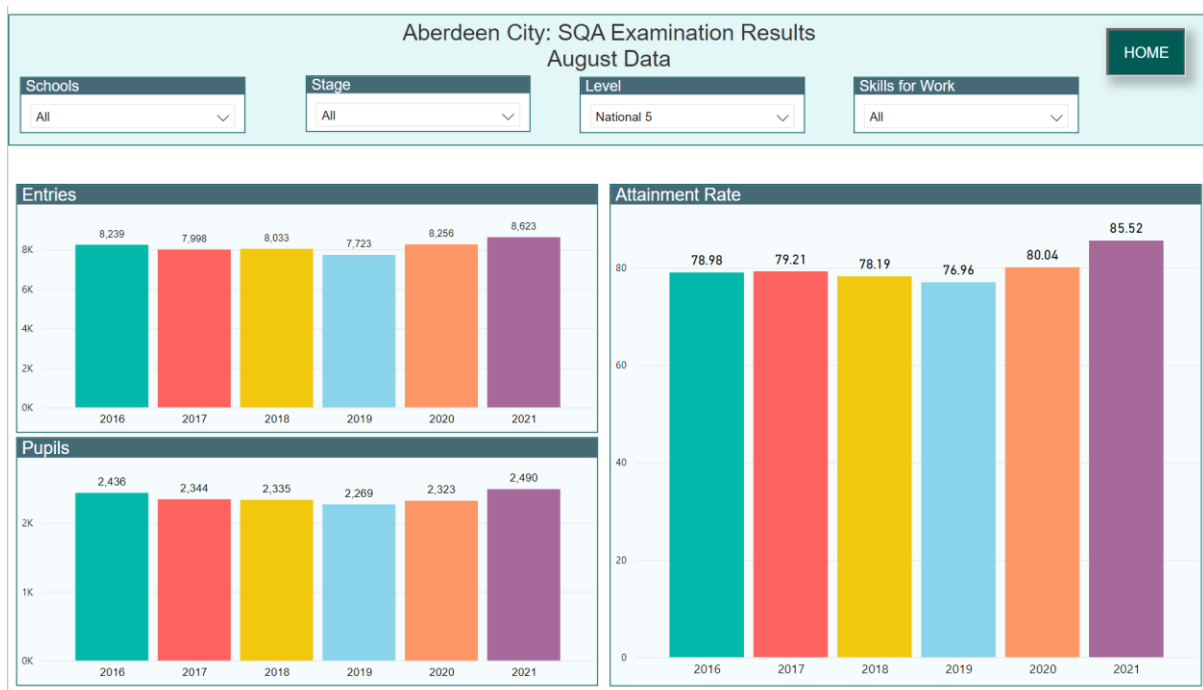
- an improved staffing situation;
- an improved knowledge of the standard;
- an improved use of data (including the use of Power BI as part of the Alternative Certification Model (ACM));
- improved teacher confidence due to greater collaboration across schools and subject specialists during the moderation process;
- changes to assessment methodology which will better suit many young people; and
- a clear and unwavering focus on the things that actually make a difference.

Both the SQA and Education Scotland approved the arrangements for the Alternative Certification Model (ACM) and no challenge has been received since submission of the provisional grades to SQA.

Officers await publication of the final and extended data sets through the Insight tool, necessary to undertake full analysis of each Stage level, including SIMD based outcomes, and progression rates, in October 2021.

At the same time, the available outcomes data is supportive of the Service's anticipation that the positive and significant extent of Aberdeen City Council's response to the pandemic would likely be evidenced in gains within the attainment landscape in 2020/21.

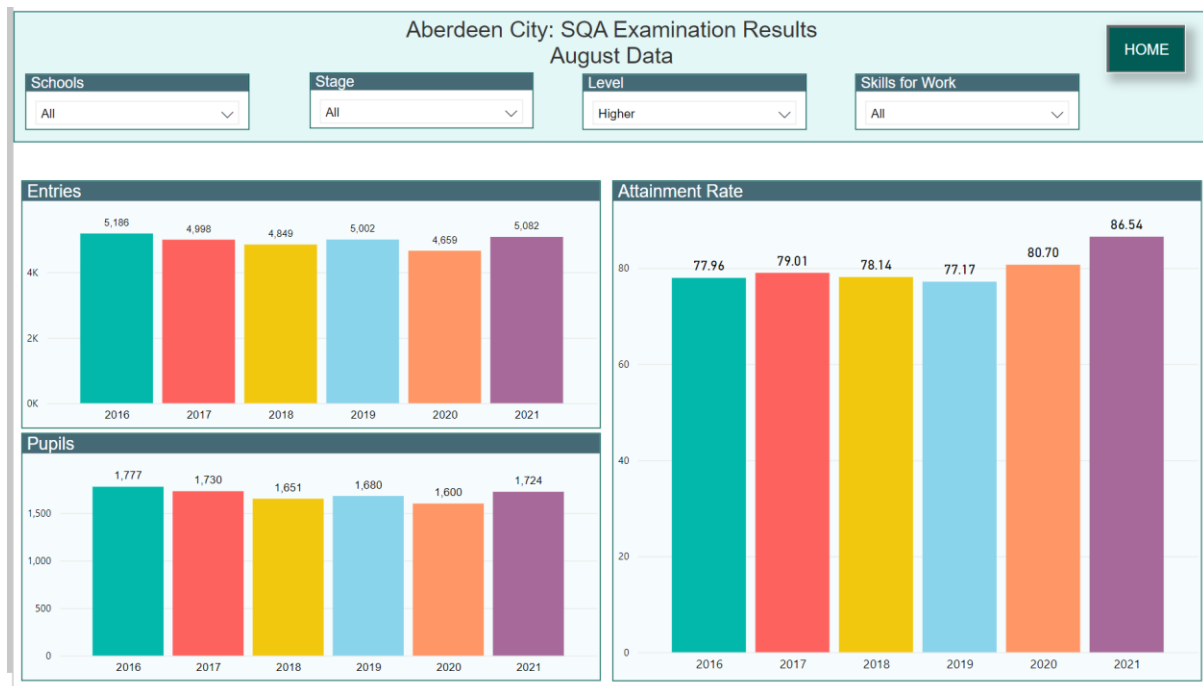
Attainment at National 5 in 2020/21



85.52% of young people in the City entered for a National 5, one of the core Senior Phase benchmarks, gained an A-C pass, which is over 5% higher than last year. This is the highest attainment rate recorded at National 5 in the City and only 0.3% lower than the national pass rate of 85.8%.

More pupils than ever before were presented for a National 5 with presentations at a six year high. This increase is in part due to a rise in the pupil population but also evidences increased ambition for our young people.

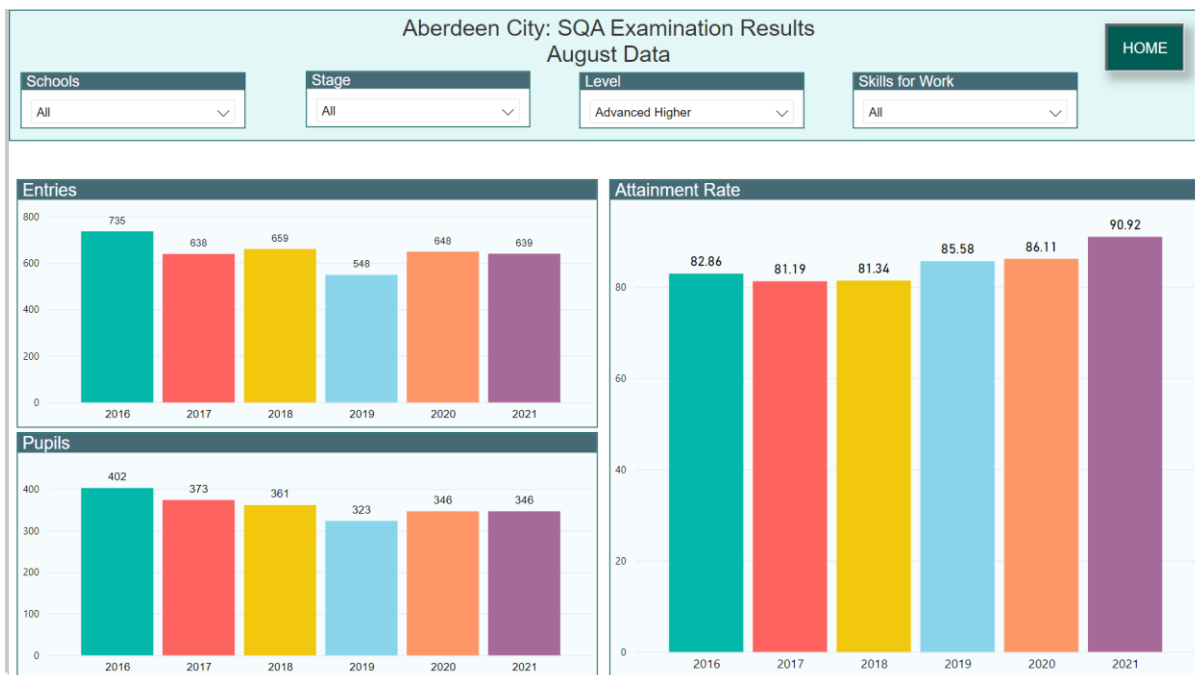
Attainment at Higher Level in 2020/21



86.54% of entries presented for a Higher gained an A-C pass. This represents an improvement of over 6% on 2019/2020. 124 more young people were presented for a Higher than last year.

National attainment at Higher sits at 87.3% with the City pass rate within 1 percentage point of the national.

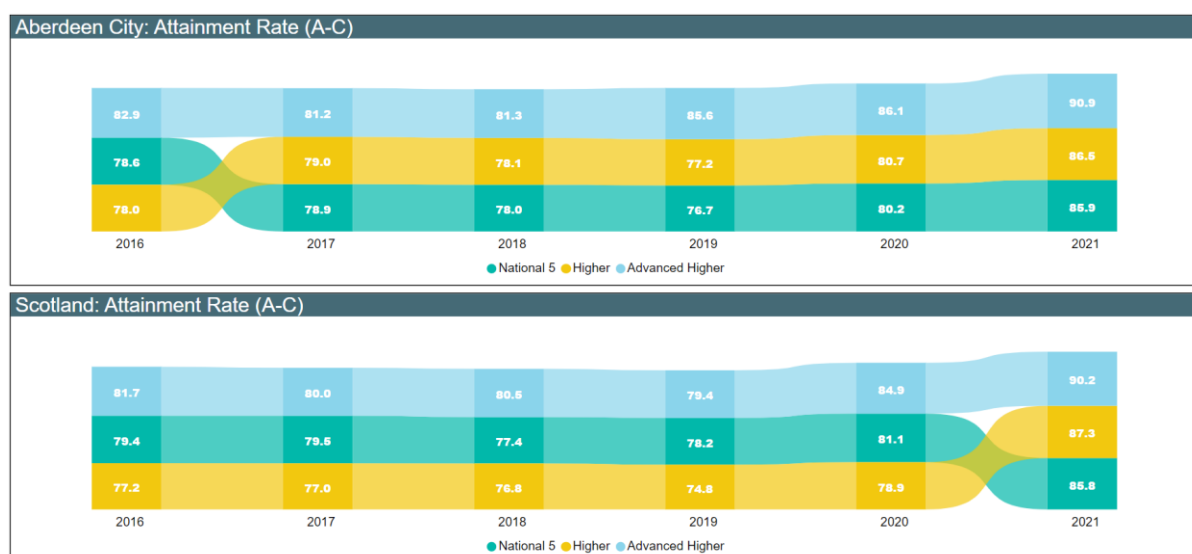
Attainment at Advanced Higher in 2020/21



A similar rise is evident in Advanced Higher awards with nearly 91% of entries presented for an Advanced Higher gaining a pass, this is a 5% improvement on 2019/2020.

Aberdeen City results are slightly above the national pass rate (90.2%) at Advanced Higher.

How does City attainment compare to the national picture?



A clear improvement trend is visible in attainment data. Aberdeen City compares well at the national level across National 5, Higher and Advanced Higher. The 2021 attainment rate is line with national results and national improvement.

Is the gap closing?

There is clear evidence that there is an increased number of children in lower quintiles being presented at National 5, Higher and Advanced Higher. Attainment has also improved with evidence of the gap being closed. Additional analysis will be undertaken to assess the proportion of pupils in areas of deprivation where the Education domain is seen as a reason for deprivation. The national information will be available in October 2021 as the first part of the Insight data release.

What about the quality of grades and number of entries?

There has been a steady increase in the number of presentations and an increase in the quality of grades achieved. This is evident across all stages (S4, S5 and S6) and is resulting in far fewer grade D and No Awards. The nationally reported rise in A grades is also evident in local data.

In some cases, there is evidence that young people prioritised the courses required to gain entry to Higher Education and sacrificed a course, this will be carefully monitored over session 21/22.

A full report will be taken through EODC when the full analysis has been completed.