

ABERDEEN CITY COUNCIL

COMMITTEE	Anti-Poverty and Inequality Committee
DATE	8 March 2023
EXEMPT	No
CONFIDENTIAL	No
REPORT TITLE	Formation of a Working Group to support the Anti-Poverty and Inequality Committee
REPORT NUMBER	CUS/23/075
DIRECTOR	Andy MacDonald
CHIEF OFFICER	Derek McGowan
REPORT AUTHOR	Derek McGowan
TERMS OF REFERENCE	1.3

1. PURPOSE OF REPORT

- 1.1 To provide a report on the formation of a Working Group to support the work of the Committee.

2. RECOMMENDATIONS

That the Committee:

- 2.1 Note the approach taken to obtaining nominations for the working group;
- 2.2 Agree that all respondents be invited to an information session on the work of the Committee and that officers subsequently confirm the respondent's commitment for the initial twelve month period;
- 2.3 Instruct the Chief Officer - Early Intervention and Community Empowerment to thereafter appoint twelve of the respondents to the working group for an initial period of twelve months;
- 2.4 Request that members of the working group identify a member to take the currently vacant position of external adviser to the Anti-Poverty and Inequality Committee starting in May 2023, and

- 2.5 Request that the working group, with support from the Chief Officer – Early Intervention and Community Empowerment and the External Advisers, submit a report to the Anti-Poverty and Inequality Committee in June 2023 detailing their thoughts on anti-poverty and inequality issues in Aberdeen and making recommendations on actions believed necessary to tackle these issues.

3. BACKGROUND

- 3.1 At the meeting of Aberdeen City Council on 13 October 2022, the Council agreed to the appointment of five external advisers to the Anti-Poverty Committee, leaving one seat vacant, and to the formation of a working group of partner agencies and lived experience to support the ongoing work of the Committee.
- 3.2 On 20 January 2023 an online survey was published on the Council's Citizen Space site, promoted through our communications team and online media, to encourage participation in the working group. The communications messages were promoted again during the survey period.
- 3.3 The survey, accessible [here](#), was open to residents of Aberdeen; those who work for an organisation in Aberdeen who support people experiencing poverty, and to those who volunteer for an organisation in Aberdeen who support people experiencing poverty.
- 3.4 The question set relates to firstly the six households categories identified through the Child Poverty (Scotland) Act 2017 and Bright Start Best Futures policy issued by the Scottish Government; and the demographics identified through the Population Needs Assessment and the [External Adviser's](#) report to the Anti-Poverty and Inequality Committee on 23 November 2022.
- 3.5 The online survey closed on 3 February 2023, and at that point 21 responses had been received. Appendix 1 contains anonymised data reflecting the responses.
- 3.6 It is proposed that these respondents be invited to an information session to provide further information about the Committee, External Advisers and the role of the working group, and to confirm each respondent's commitment to the working group for the initial twelve-month period.
- 3.7 Following this session, it is proposed that the Chief Officer - Early Intervention and Community Empowerment appoint twelve of the respondents to form the working group, with a report to be submitted to the June Committee meeting identifying the appointees.

FINANCIAL IMPLICATIONS

- 4.1 There are no direct financial implications arising from the recommendations of this report.

5. LEGAL IMPLICATIONS

- 5.1 There are no direct legal implications arising from the recommendations of this report, however as with all Council reporting it is important to ensure compliance with the Equality Act 2010 when considering recommendations and actions that may stem from this report.

6. ENVIRONMENTAL IMPLICATIONS

- 6.1 There are no direct environmental implications arising from the recommendations of this report.

7. RISK

Category	Risks	Primary Controls/Control Actions to achieve Target Risk Level	*Target Risk Level (L, M or H) *taking into account controls/control actions	*Does Target Risk Level Match Appetite Set?
Strategic Risk	That the Council does not adequately assess the impact of anti-poverty and inequality work.	The formation of this Committee, the appointment of external advisers and this working group will help ensure that, along with other areas such as Integrated Impact Assessments and our Equalities Mainstreaming Outcome Report 2021-25, we are considering the impact of these issues.	Low	Yes
Compliance	That the Council does not comply with the Public Sector	The formation of this Committee, the appointment of external advisers and this working group will help	Low	Yes

	Equality Duty.	ensure that, along with other areas such as Integrated Impact Assessments and our Equalities Mainstreaming Outcome Report 2021-25, we are considering the impact of these issues.		
Operational	There is a risk that our service delivery model does not take account of anti-poverty and inequality issues.	The formation of this Committee, the appointment of External Advisers and this Working Group will help ensure that, along with other areas such as Integrated Impact Assessments and our Equalities Mainstreaming Outcome Report 2021-25, we are considering the impact of these issues.	Low	Yes
Financial	Failure to adequately consider these issues could mean that resources are not allocated appropriately, and best value is not achieved.	The formation of this Committee, the appointment of External Advisers and this Working Group will help ensure that, along with other areas such as Integrated Impact Assessments and our Equalities Mainstreaming Outcome Report 2021-25, we are considering the impact of these issues.	Low	Yes

Reputational	Failure to adequately consider poverty and equity issues could lead to judicial review.	The formation of this Committee, the appointment of External Advisers and this Working Group will help ensure that, along with other areas such as Integrated Impact Assessments and our Equalities Mainstreaming Outcome Report 2021-25, we are considering the impact of these issues.	Low	Yes
Environment / Climate	There may be a risk that failure to understand and tackle fuel poverty may lead to increased emissions from uninsulated homes.	The formation of this Committee, the appointment of External Advisers and this Working Group will help ensure that, along with other areas such as Integrated Impact Assessments, our Equalities Mainstreaming Outcome Report 2021-25 and the Net Zero Strategy and Community Planning project charters on home insulation show we are considering the impact of these issues.	Low	Yes

8. OUTCOMES

<u>COUNCIL DELIVERY PLAN</u>	
Aberdeen City Council Policy Statement	Impact of Report

A PROSPEROUS CITY	Develop our economy in a genuine partnership with the private sector, third sector and residents.
<u>Aberdeen City Local Outcome Improvement Plan</u>	
Prosperous Economy Stretch Outcomes	The proposal to provide additional monies to help with energy costs supports the delivery of LOIP Stretch Outcomes: 1 - No one will suffer due to poverty by 2026

9. IMPACT ASSESSMENTS

Assessment	Outcome
Integrated Impact Assessment	Stage 1 IIA completed and accessible here .
Data Protection Impact Assessment	Not required

10. BACKGROUND PAPERS

None.

11. APPENDICES

Appendix 1 – anonymised response data

12. REPORT AUTHOR CONTACT DETAILS

Name	Derek McGowan
Title	Chief Officer – Early Intervention and Community Empowerment
Email Address	demcgowan@aberdeencity.gov.uk
Tel	01224 522226

Appendix 1

Formation of a Working Group to support Council's Anti-Poverty and Inequality Committee – anonymised response data

<https://consultation.aberdeency.gov.uk/communities-housing-and-infrastructure/formation-of-a-working-group-to-support-councils-a>

This report was created on Wednesday 08 February 2023 at 10:07

The activity ran from 20/01/2023 to 03/02/2023

Responses to this survey: **21**

1: What is your name?

Name

There were 21 responses to this part of the question.

2: Please insert your preferred contact method i.e. - phone number or email address

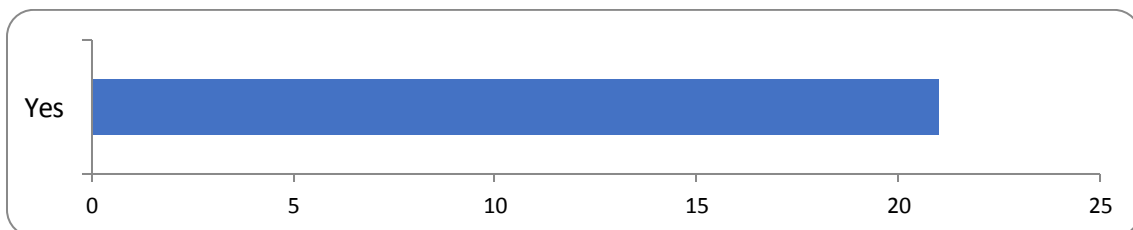
Please provide further details in the text box below

There were 21 responses to this part of the question.

3: Please confirm that you are willing to be contacted further

Please select Yes/No

There were 21 responses to this part of the question.



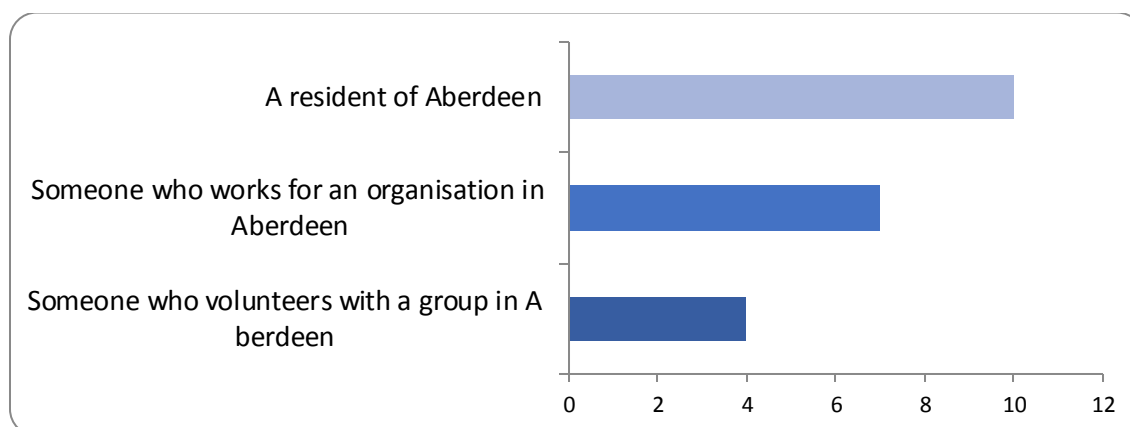
Option	Total	Percent
Yes	21	100.00%
No	0	0.00%

Not Answered	0	0.00%
--------------	---	-------

4: I am completing this form as

Please select from the list

There were 21 responses to this part of the question.



Option	Total	Percent
A resident of Aberdeen	10	47.62%
Someone who works for an organisation in Aberdeen	7	33.33%
Someone who volunteers with a group in Aberdeen	4	19.05%
Not Answered	0	0.00%

5: Please insert your Job Title or Volunteer Title (if applicable)

Please provide further details in the text box below

There were 20 responses to this part of the question.

6: What is your organisation?

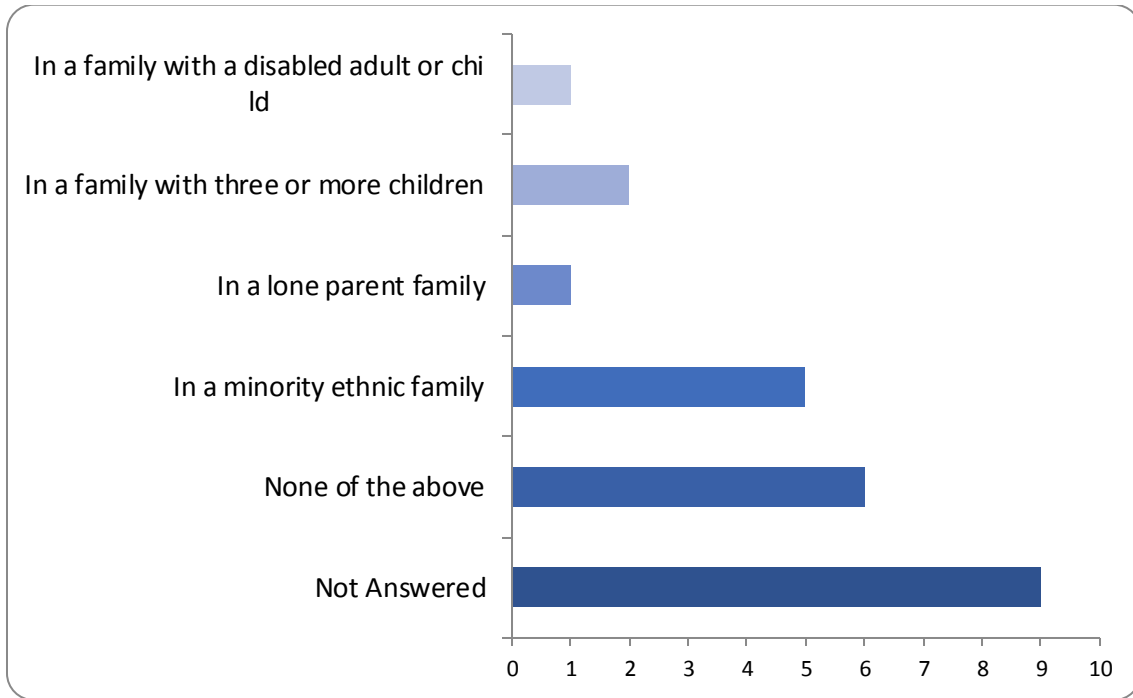
Organisation

There were 19 responses to this part of the question.

7: If you are responding as a resident, and thinking about those identified as being most at risk of experiencing child poverty, do you identify as being from any of the following groups:

Please check all that apply

There were 12 responses to this part of the question.

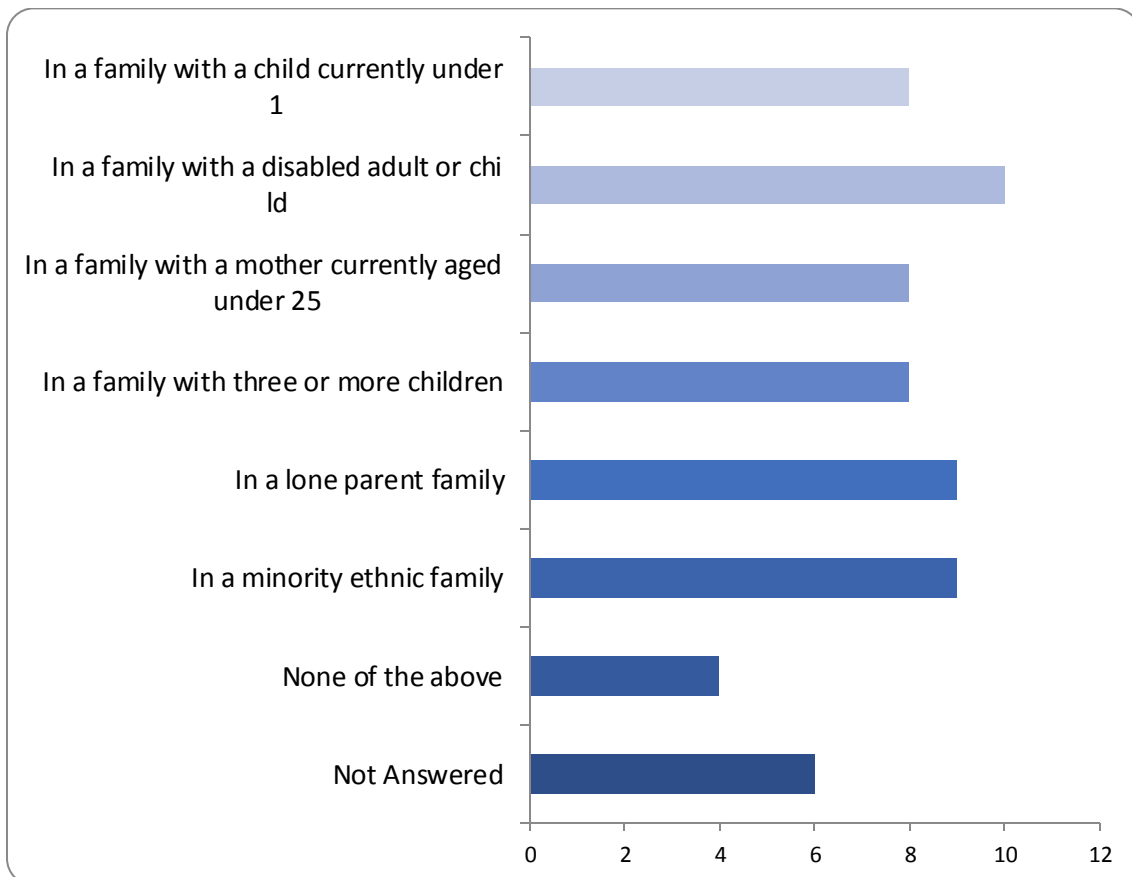


Option	Total	Percent
In a family with a child currently under 1	0	0.00%
In a family with a disabled adult or child	1	4.76%
In a family with a mother currently aged under 25	0	0.00%
In a family with three or more children	2	9.52%
In a lone parent family	1	4.76%
In a minority ethnic family	5	23.81%
None of the above	6	28.57%
Not Answered	9	42.86%

8: If you are responding as someone who works for or volunteers for an organisation in the city, and thinking about those identified as being most at risk of experiencing child poverty, does your organisation support people from any of the following groups:

Please check all that apply

There were 15 responses to this part of the question.



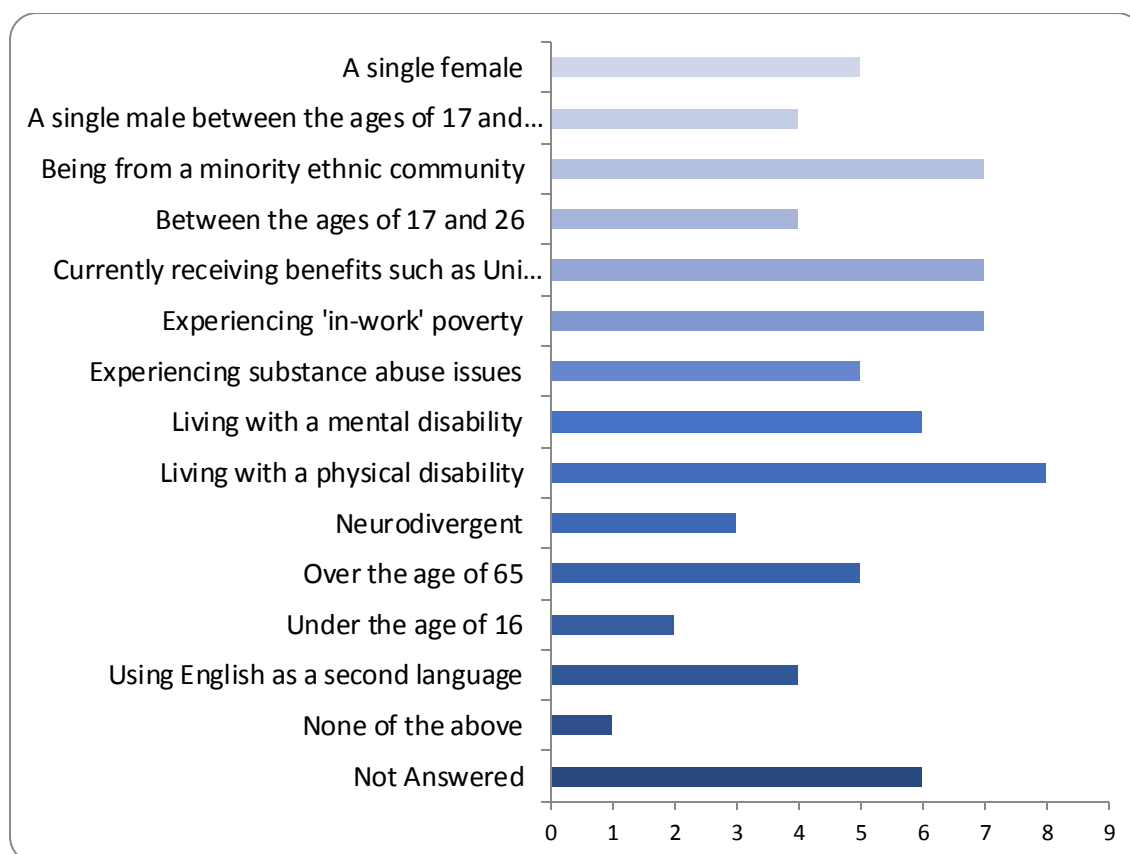
Option	Total	Percent
In a family with a child currently under 1	8	38.10%
In a family with a disabled adult or child	10	47.62%
In a family with a mother currently aged under 25	8	38.10%
In a family with three or more children	8	38.10%
In a lone parent family	9	42.86%
In a minority ethnic family	9	42.86%
None of the above	4	19.05%

Not Answered	6	28.57%
--------------	---	--------

9: There are some groups known to be more likely to be negatively affected by poverty. Please tick any that you identify as:

Please check all that apply

There were 15 responses to this part of the question.



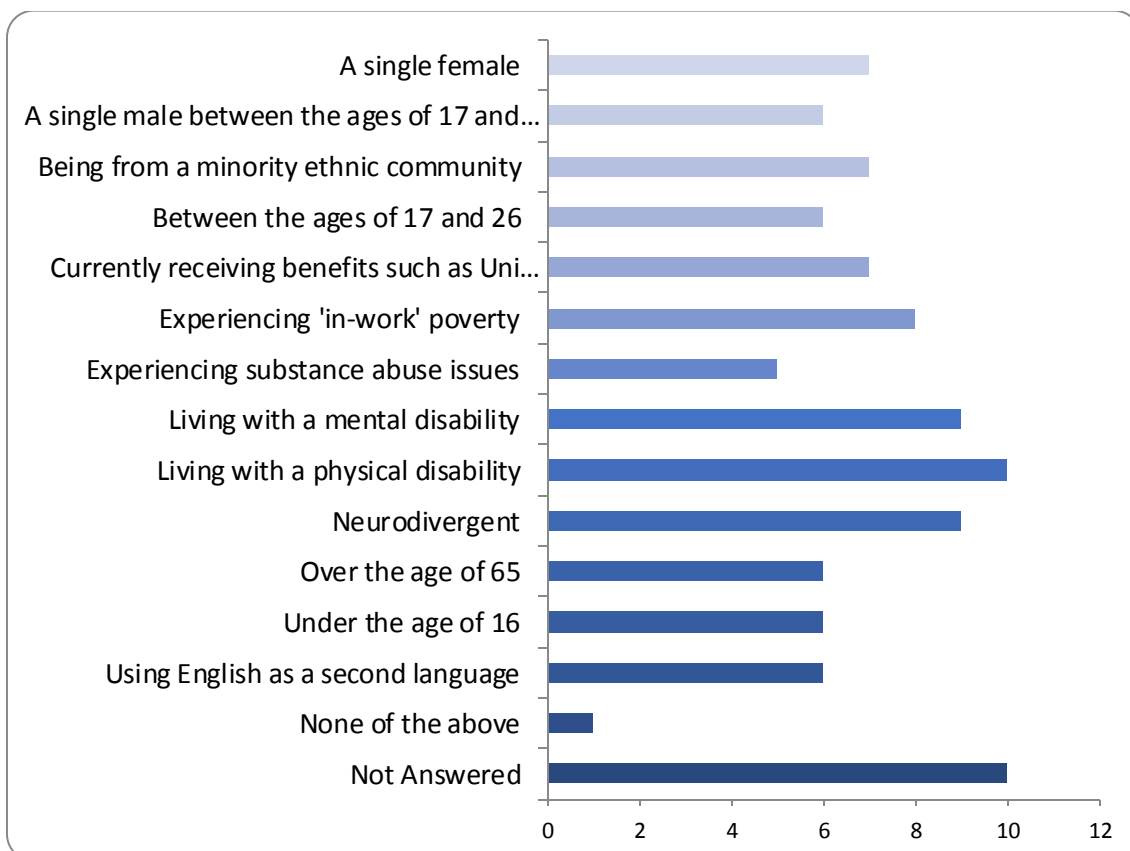
Option	Total	Percent
A single female	5	23.81%
A single male between the ages of 17 and 30	4	19.05%
Being from a minority ethnic community	7	33.33%
Between the ages of 17 and 26	4	19.05%
Currently receiving benefits such as Universal Credit	7	33.33%
Experiencing 'in-work' poverty	7	33.33%
Experiencing substance abuse issues	5	23.81%

Living with a mental disability	6	28.57%
Living with a physical disability	8	38.10%
Neurodivergent	3	14.29%
Over the age of 65	5	23.81%
Under the age of 16	2	9.52%
Using English as a second language	4	19.05%
None of the above	1	4.76%
Not Answered	6	28.57%

10: There are some groups known to be more likely to be negatively affected by poverty. Please tick any that your organisation supports:

Please check all that apply

There were 11 responses to this part of the question.



Option	Total	Percent
--------	-------	---------

A single female	7	33.33%
A single male between the ages of 17 and 30	6	28.57%
Being from a minority ethnic community	7	33.33%
Between the ages of 17 and 26	6	28.57%
Currently receiving benefits such as Universal Credit	7	33.33%
Experiencing 'in-work' poverty	8	38.10%
Experiencing substance abuse issues	5	23.81%
Living with a mental disability	9	42.86%
Living with a physical disability	10	47.62%
Neurodivergent	9	42.86%
Over the age of 65	6	28.57%
Under the age of 16	6	28.57%
Using English as a second language	6	28.57%
None of the above	1	4.76%
Not Answered	10	47.62%

11: Please let us know if you require any support to participate in the working group meetings

Please provide further details in the text box below

There were 11 responses to this part of the question.