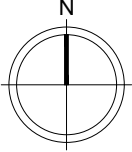
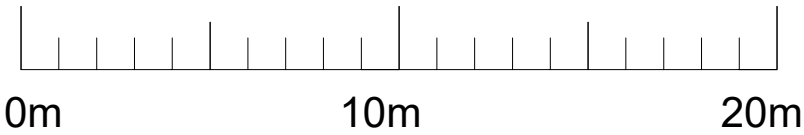


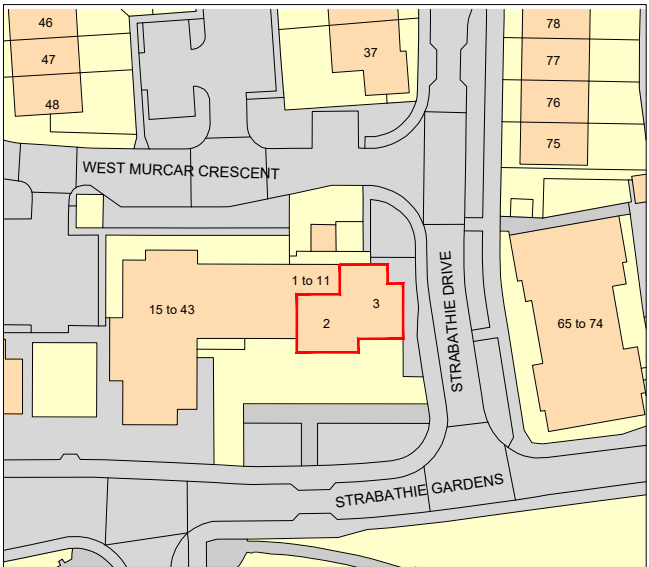
Block Plan  
Scale 1:200



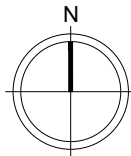
These drawings are to be read in conjunction with:  
AD 1688 / 02, 03, 04 and 05

This drawing is the property of All Design (Scotland) Limited. Copyright is reserved by All Design (Scotland) Limited and the drawing is issued on the condition that it is not copied either wholly or in part without the consent in writing of All Design (Scotland) Limited. Figured dimensions take preference. Do not scale from this drawing. All dimensions to be checked on site by Main Contractor before commencement of any work, shop drawings or manufacture of components. Dimensions are in millimetres unless otherwise specified. Any discrepancies to be referred to this office for decision. This drawing is to be read in conjunction with the specification (when applicable). All drainage lines are assumed until verified on site by Main Contractor.

For kitchen and utility units, all dimensions (plan and vertical) must be taken on site prior to manufacture by kitchen and utility unit manufacturer.



Location Plan  
Scale 1:1250



Aberdeen Innovation Park, Campus 2, James Gregory Centre  
Bridge of Don, Aberdeen, AB22 8GU  
Telephone Number - 01224 701576  
Website : [www.all-design.co.uk](http://www.all-design.co.uk)

Project Development at Unit 2 & 3, Cloverhill,  
Aberdeen, AB23 8BD

Drawing Title Location and Block Plan

Drawing Number AD 1688 / 01 Rev C

Scale 1:1250, 1:200 @ A3 Date : 18th February 2025  
Drawn : AB

Rev	Comments	Date	By
C	Issued to Client	10.03.25	AB
B	Issued to Client for Comments	05.03.25	AB
A	Issued to Building Control	18.02.25	AB